



GUIDELINES AND RULES FOR JUDGING ROSES

THE OFFICIAL
AMERICAN ROSE SOCIETY
HORTICULTURE JUDGES HANDBOOK

Revised 2021

Edited by Bruce M. Monroe

AMERICAN ROSE SOCIETY
PO Box 30,000 • Shreveport, LA 71130-0030
PH: 318/938-5402 • FX: 318/938-5405
E-mail: ars@rose.org
www.rose.org

All rights reserved

This book, or any part thereof, may not be reproduced in any form without the written consent of the publisher.

Every effort has been made to give reliable data and information, but the publisher cannot assume any responsibility for the validity of all the materials or the consequences of their use.

Direct all inquiries to the American Rose Society, P.O. Box 30,000, Shreveport, Louisiana, 71130-0300.

©2021 by American Rose Society
8877 Jefferson Paige Road
Shreveport, Louisiana 71119-8817

Revised 01/04, 05/04, 10/04, 03/05, 04/05, 06/06, 10/06, 01/07,
03/07, 06/07, 06/08, 06/09, 04/10, 04/12, 06/21

INTRODUCTION TO THE FIRST EDITION GUIDELINES FOR JUDGING ROSES

Like everything related to our world of roses, judging them is a pleasurable and richly rewarding experience. Judges commonly travel several hundred miles to judge a local show. Why, when usually the only reward may be a free luncheon? Perhaps this is the reason: The judge travels many hard, often lonely miles, with the expectation that with fellow judges equally discerning, he will before the day is out, stand before three or four roses, selected from hundreds, that will approach the perfect stage of beauty that belongs only to the rose. A communion with beauty occurs, and it is enjoyed best in the company of fellow judges of the rose world, who have eyes to behold beauty and hearts that warm in its presence.

The veteran judge has learned to recognize true beauty when he sees it, and he unerringly identifies it without compass, square, or computer. Judging is an art and not a science, but where does the judge acquire his art? By growing many fine roses in his own garden, by observing them in others' gardens, by exhibiting his roses, and by years of association with experienced judges who have handed on the torch of beauty.

So much for the spirit and satisfaction of rose judging. Now let's consider the technical aspects of the art.

To judge roses, as to judge anything else, you need a frame of reference - a set of standards agreed on by all judges. How else can we avoid chaos in judging? On what other basis can judges communicate with one another and make themselves understood? And so, this book provides a set of guidelines for judging roses. At times we will be very specific about a few rules that must be strictly observed. Mostly, we will be talking guidelines only, which will have a good deal of flexibility, subject to the judge's sense of what is truly beautiful. For instance, we are going to sound pretty dogmatic about point scoring. A judge needs this yardstick to help him organize his impressions of a rose. After he has had a little experience, however, his mind unconsciously considers the point-scoring guideposts in arriving at a quick and accurate decision. Actually, only occasionally, when a decision is very close between two roses, or two judges disagree, is the point scoring procedure applied literally. But you must know the point score and its background to be a competent judge. So have at it!

This book incorporates the best thinking of a long line of highly qualified rose judges. It is designed as a reference for the experienced judge, a text for the student, the novice, and the apprentice judge, and a guide to the exhibitor. Further, we hope judging schools will follow the outline of the book so our schools will be more uniform and comprehensive in coverage.

For the rest, this revised booklet on rose judging is an outgrowth of a decision by the Board of Directors of the American Rose Society to update and rewrite a pioneering and landmark book on the same subject by C. H. Lewis, *The Judging of Roses*, published in 1960, and at that time endorsed by the Board of Directors as the bible for the judging of roses. Many judges of the American Rose Society have made great contributions to this revision and, of course, much of C. H. Lewis' original work remains. We deeply appreciate the helping hand of so many fine rose people. We hope you have as much fun judging roses as we have had.

[This *Introduction*, which appeared in the First Edition of *Guidelines for Judging Roses*, published in 1971, was written by Lincoln Atkiss.]

INTRODUCTION

“So long as judges continue to meet and discuss the problems of judging, judging will continue to grow and develop”, was one of the concluding remarks of the original *Guidelines*.

It has been fifty (50) years since the first edition of the *Guidelines* was issued in the spring of 1971. A comparison of the original *Guidelines* with the current edition shows that much has developed since 1971. The chapters on climbers, Old Garden Roses, miniatures, and shrubs have increased in size as these classes of roses have become relatively more important in rose shows. New challenge classes have appeared. Chapters on rose show formats and national shows have been included. And a chapter on judging minifloras, which were unknown in 1971, has been added.

However, the core principles established by the original *Guidelines* remain.¹ The standards of ethical behavior are unchanged. The basic concept of point scoring and application of the six prime elements of judging is still the frame of reference used in judging. The later developments mentioned above have only elaborated these principles and extended their application to other types and classes of roses. Judging remains “a search for beauty” so that, at the end of the day, the judge will stand before roses “that will approach the perfect stage of beauty that belongs only to the rose.”

The aim of this manual is to provide those guidelines by which all judges can objectively judge roses. However, judging with a positive attitude is essential. The *Guidelines* focus on identification and determination of possible physical faults in judging the qualities of the roses in a rose show. If not viewed in the proper context, this approach to judging can be seen as a negative one. This is not the mindset a judge should have when approaching the show table. The judge should first be concerned with the beauty of each specimen and the total impact it has upon the senses. Only then does the judge become aware of flaws and faults. It is necessary to recognize that perfection probably does not exist, and the most beautiful rose is the one with the fewest faults.

Several updates have been made in the current revision of the *Guidelines*. The chapter on Disqualifications and Penalizations has been completely rewritten to reflect rule changes that eliminated many causes for disqualification. Corresponding changes were made in other chapters as well.

The newly reestablished rambler classification has been added to the climber chapter. The modern shrub classification has been divided into three groups. The national challenge classes have been rewritten to incorporate consistent language. Some other modifications were made in some national challenge classes either to simplify the class or to make the class less restrictive. A combined list of classes for use in years in which there is only one national show has been added.

I thank the members of the Horticulture Judging Committee, listed below; who have reviewed and commented on the proposed revisions to the *Guidelines* and have made suggestions that have been incorporated into the text. And I owe a special debt of gratitude to Liz Monroe, who has read and reread the many versions of this revision.

¹ The history of the development of rose judging guidelines was discussed in Bruce M. Monroe, “The Development of Guidelines for Judging Roses”, *American Rose*, January/February, 2021, 14-19.

Members of Horticulture Judging Committee (2018-2021)

Buckeye District.....	Jim Hering
Carolina District.....	Rita Van Lenten
Central District.....	Gary Osborn
Colonial District	Marion Brown & John Donelson
Deep South District.....	Joanne Maxheimer
Great Lakes District.....	Roman Kwarcinski
Gulf District.....	Frank & Flo Hover
Illinois-Indiana District.....	Mark Nolen
NCNH District.....	Martine LaBelle
New York District.....	David J. Rink & Joe Gibson
North Central District	Robert Heiberg
Tenarky District	Linda Jansing
Pacific Northwest District	Bruce Lind, Jim Linman & Gretchen Humphrey
Pacific Southwest District	Chris Greenwood
Penn-Jersey District	Diane Wilkerson
Rocky Mountain District.....	Walt & Diana Kilmer
South Central District.....	Meg Ware
Yankee District	Ed Cunningham

The original *Guidelines for Judging Roses* was prepared in 1971 by Don Ballin and the ARS Committee on Training and Accrediting Judges. Members of this Committee are listed in the “Acknowledgements to the First Edition”, which has been reproduced below. Don and Paula Ballin described preparation of the first edition of *Guidelines for Judging Roses* in the March/April 2012 issue of the *American Rose*.

I owe a particular debt of gratitude to Lincoln Atkiss, a contributor to the original *Guidelines* and a former National Chair of the Horticulture Judging Committee. The second time I exhibited in a rose show, Linc took the time to slowly walk through the show with me and explain why each of my entries received the ribbon it received.

Since the original *Guidelines* appeared, numerous individuals have made contributions as the art of judging has continued to grow and develop. Contributors have included: Lincoln Atkiss, who revised the *Guidelines* in 1979; Louise Coleman and Ed Griffith, who edited a previous edition of the *Guidelines*; Dr. Susan Clingenpeel, who wrote the chapter on judging minifloras; Dr. Bruce Monroe, who updated the chapter on challenge classes and collections; Dr. John Dickman, who made numerous contributions to the format and text; Dr. Tommy Cairns, Bunny Skran, and the Old Garden Roses and Shrubs Committee, who updated the sections on judging species, Old Garden Roses, and shrubs; and Dr. Tony Liberta, who wrote the section on rose anatomy. Many thanks to Dr. Gary Barlow who revised the discussion of color in this revision. I apologize to the other individuals who have contributed to the *Guidelines* through the years but whose names have been omitted from the list.

Bruce M. Monroe, National Chair of Horticulture Judging (2018-2021)
Wilmington, Delaware
April 2021

ACKNOWLEDGEMENTS TO THE FIRST EDITION

This book is the culmination of many contributions of thought and theory from judges all over the United States. It would be impossible to list all of their names, but we sincerely thank them. There have been, however, those who have worked with the same dedication displayed by the Committee on Training and Accrediting Judges. It is, then, to these loyal, deeply concerned rosarians that we extend our thanks: Lincoln Atkiss, Paula Ballin, Fred Edmunds, Floyd Johnson, Irwin Jones, John Lauer, Betty Pavey, and John vanBarneveld. We also thank Jane Lauer for her editorial assistance, and Arnel Potter for his assistance with the illustration.

Finally, with gratitude and deep admiration the work of the member of the Committee itself must be acknowledged with sincerest appreciation.

1969-70 Committee

Frank Benardella
Helen Carswell
C. E. Eads
J. T. Edwards
Eva Heffner
Betty Spengler
James Stroud

1970-71 Committee

Frank Benardella
Joseph Bona
Helen Carswell
C. E. Eads
J. T. Edwards
Archie Selwood
Evan Walthen

**DONALD R. BALLIN,
Chairman
Committee on Training and
Accrediting Judges**

Spring, 1971

TABLE OF CONTENTS

CHAPTER 1 JUDGING ETHICS	1-1
<i>Introduction</i>	<i>1-1</i>
<i>Don't be a Negative Judge</i>	<i>1-1</i>
<i>Flexibility in Judging</i>	<i>1-1</i>
<i>Obligations to the Exhibitors.....</i>	<i>1-1</i>
<i>Obligations to the Show Committee.....</i>	<i>1-2</i>
<i>Tact and Courtesy.....</i>	<i>1-2</i>
<i>Working with Other Judges.....</i>	<i>1-2</i>
<i>Responsibilities</i>	<i>1-2</i>
CHAPTER 2 ANATOMY OF A ROSE.....	2-1
CHAPTER 3 COMMON PHRASES DEFINED	3-1
<i>Introduction</i>	<i>3-1</i>
<i>“Exhibition Form”, “Exhibition Stage”, and “Exhibition Bloom”.....</i>	<i>3-1</i>
<i>“Most perfect phase of possible beauty”</i>	<i>3-1</i>
<i>“Typical of the Variety”</i>	<i>3-1</i>
<i>“Set Standard of Perfection”</i>	<i>3-1</i>
<i>“Degree of Impairment”</i>	<i>3-2</i>
<i>“Large Rose”</i>	<i>3-2</i>
<i>“All Other Things Being Equal”</i>	<i>3-2</i>
<i>“You Have to Grow Them to Know Them”</i>	<i>3-2</i>
<i>“This Specimen is ‘Overgrown’”</i>	<i>3-2</i>
CHAPTER 4.....	4-1
DISQUALIFICATION AND PENALIZATION	4-1
INTRODUCTION	4-1
DISQUALIFICATION RULES	4-2
<i>Stem-on-Stem</i>	<i>4-2</i>
<i>Side Buds.....</i>	<i>4-2</i>
<i>Foreign substance.....</i>	<i>4-2</i>
<i>Misplaced.....</i>	<i>4-3</i>
<i>Misclassified</i>	<i>4-3</i>
<i>Misnamed.....</i>	<i>4-4</i>
<i>Improperly named</i>	<i>4-5</i>
<i>Unlabeled or Mislabeled</i>	<i>4-5</i>
<i>Exhibitor’s Name Visible During Judging</i>	<i>4-5</i>
<i>Roses Not Outdoor Grown and/or Not Grown by the Exhibitor</i>	<i>4-6</i>
<i>Violation of Show Rules.....</i>	<i>4-6</i>
PENALIZATION	4-8
CHAPTER 5 POINT SCORING: HOW—WHEN—WHY	5-1
SCORECARD FOR THE PRIME ELEMENTS OF JUDGING	5-1
APPLICATION OF THE SCORECARD	5-1
CHAPTER 6 THE SIX PRIME ELEMENTS OF JUDGING	6-1
<i>Introduction</i>	<i>6-1</i>
<i>Form – 25 Points.....</i>	<i>6-1</i>
<i>Color — 20 Points</i>	<i>6-1</i>
<i>Substance — 15 points</i>	<i>6-3</i>

<i>Stem and Foliage — 20 points</i>	6-3
<i>Balance and Proportion — 10 Points</i>	6-4
<i>Size — 10 Points</i>	6-5
CHAPTER 7 JUDGING HYBRID TEAS AND GRANDIFLORAS	7-1
<i>Definition</i>	7-1
<i>General Considerations</i>	7-1
JUDGING ONE-BLOOM-PER-STEM HYBRID TEAS AND GRANDIFLORAS.....	7-2
<i>Point Scoring</i>	7-2
<i>Form</i>	7-2
<i>Color</i>	7-4
<i>Substance</i>	7-4
<i>Stem and Foliage</i>	7-4
<i>Balance and Proportion</i>	7-4
<i>Size</i>	7-4
JUDGING SINGLE HYBRID TEAS AND GRANDIFLORAS.....	7-4
JUDGING DECORATIVE HYBRID TEAS AND GRANDIFLORAS.....	7-5
JUDGING HYBRID TEA AND GRANDIFLORA OPEN BLOOMS	7-5
JUDGING HYBRID TEA AND GRANDIFLORA SPRAYS	7-6
JUDGING CLIMBING HYBRID TEAS AND GRANDIFLORAS.....	7-6
HYBRID TEA AND GRANDIFLORA AWARDS.....	7-6
CHAPTER 8 JUDGING FLORIBUNDAS AND POLYANTHAS	8-1
<i>Definition</i>	8-1
<i>General Considerations</i>	8-1
<i>Point Scoring</i>	8-1
JUDGING FLORIBUNDA AND POLYANTHA SPRAYS	8-1
<i>Overall Form</i>	8-1
<i>Individual Floret Form</i>	8-2
<i>Color</i>	8-2
<i>Substance</i>	8-2
<i>Stem and Foliage</i>	8-2
<i>Balance and Proportion</i>	8-2
<i>Size</i>	8-3
JUDGING ONE-BLOOM-PER-STEM FLORIBUNDAS.....	8-3
JUDGING FLORIBUNDA OPEN BLOOMS	8-4
FLORIBUNDA AND POLYANTHA AWARDS.....	8-4
CHAPTER 9 JUDGING MINIFLORAS	9-1
<i>Definition</i>	9-1
<i>Point Scoring</i>	9-1
<i>General Considerations</i>	9-1
JUDGING ONE-BLOOM-PER-STEM MINIFLORAS	9-1
<i>Form</i>	9-1
<i>Color</i>	9-1
<i>Substance</i>	9-1
<i>Stem and Foliage</i>	9-2
<i>Balance and Proportion</i>	9-2
<i>Size</i>	9-2
JUDGING SINGLE MINIFLORAS	9-2
JUDGING DECORATIVE MINIFLORAS	9-2

JUDGING MINIFLORA OPEN BLOOMS.....	9-2
JUDGING MINIFLORA SPRAYS	9-2
MINIFLORA AWARDS.....	9-3
CHAPTER 10 JUDGING MINIATURES.....	10-1
<i>Definition</i>	10-1
<i>Point Scoring</i>	10-1
<i>General Considerations</i>	10-1
JUDGING ONE-BLOOM-PER-STEM MINIATURES	10-1
<i>Form</i>	10-1
<i>Color</i>	10-1
<i>Substance</i>	10-1
<i>Stem and Foliage</i>	10-2
<i>Balance and Proportion</i>	10-2
<i>Size</i>	10-2
JUDGING SINGLE MINIATURES	10-2
JUDGING DECORATIVE MINIATURES	10-2
JUDGING OPEN BLOOM MINIATURES.....	10-2
JUDGING MINIATURE SPRAYS	10-3
JUDGING CLIMBING MINIATURES	10-3
MINIATURE AWARDS.....	10-3
CHAPTER 11 JUDGING CLIMBERS.....	11-1
<i>Definition</i>	11-1
<i>Point Scoring</i>	11-1
<i>General Considerations</i>	11-1
JUDGING CLIMBER SPRAYS	11-2
<i>Form</i>	11-2
<i>Color</i>	11-3
<i>Substance</i>	11-3
<i>Stem and Foliage</i>	11-3
<i>Balance and Proportion</i>	11-3
<i>Size</i>	11-3
JUDGING ONE-BLOOM-PER-STEM CLIMBERS	11-3
CLIMBER AWARDS	11-4
CHAPTER 12 JUDGING SHRUBS	12-1
<i>Definition</i>	12-1
<i>Point Scoring</i>	12-1
<i>General Considerations</i>	12-2
JUDGING SHRUB SPRAYS	12-2
<i>Form</i>	12-2
<i>Color</i>	12-2
<i>Substance</i>	12-3
<i>Stem and Foliage</i>	12-3
<i>Balance and Proportion</i>	12-3
<i>Size</i>	12-3
JUDGING ONE-BLOOM-PER-STEM SHRUBS	12-3
SHRUB AWARDS.....	12-3
CHAPTER 13 JUDGING SPECIES AND OLD GARDEN ROSES	13-1

SPECIES AND OLD GARDEN ROSES.....	13-1
<i>Definition</i>	13-1
<i>Point Scoring:</i>	13-2
<i>General Considerations</i>	13-2
JUDGING SPECIES	13-3
JUDGING OLD GARDEN ROSES	13-3
<i>Form</i>	13-3
<i>Color</i>	13-3
<i>Substance</i>	13-4
<i>Stem and Foliage</i>	13-4
<i>Balance and Proportion</i>	13-4
<i>Size</i>	13-4
SPECIES AND OLD GARDEN ROSES AWARDS	13-4
CHAPTER 14 JUDGING CHALLENGE CLASSES AND COLLECTIONS	14-1
<i>Introduction</i>	14-1
CHALLENGE CLASSES AND COLLECTIONS	14-1
<i>Class Requirements</i>	14-1
<i>Difference between Challenge Classes and Collections</i>	14-1
<i>Staging</i>	14-2
<i>Entry Tags</i>	14-2
<i>Combination of Miniatures and Minifloras in the Same Entry</i>	14-2
<i>General Judging Guidelines</i>	14-2
<i>Scorecard for Judging Challenge Classes</i>	14-3
CLASSES FOR SPECIMENS WITH STEM AND FOLIAGE.....	14-4
<i>One-Specimen Challenge Classes</i>	14-4
<i>Matched Pair</i>	14-4
<i>Stages of Bloom</i>	14-4
<i>Multiple Specimens</i>	14-5
<i>Hi-Lo</i>	14-6
<i>Triad</i>	14-7
CLASSES FOR SPECIMENS WITHOUT STEMS	14-7
<i>General Considerations</i>	14-7
<i>Rose in a Bowl</i>	14-7
<i>Multiple Blooms in a Bowl</i>	14-8
<i>Rose in a Frame</i>	14-8
<i>Hi-Lo in a Frame</i>	14-8
<i>Boutonniere</i>	14-8
<i>English Box and Similar Classes</i>	14-8
<i>Painter's or Artist's Palette</i>	14-9
ARS CHALLENGE CLASS AND COLLECTION CERTIFICATES.....	14-10
CHAPTER 15 JUDGING SEEDLINGS AND SPORTS AND OTHER CLASSES.....	15-1
SEEDLINGS AND SPORTS.....	15-1
<i>Definition</i>	15-1
<i>Point Scoring</i>	15-1
<i>Seedling Awards</i>	15-1
OTHER CLASSES	15-2
<i>Judges' Class</i>	15-2
<i>Fragrance Class</i>	15-2
<i>Novice Class</i>	15-2

<i>Junior Class</i>	15-3
<i>Small Garden Class</i>	15-3
<i>“Leftover” Classes</i>	15-3
<i>Container Grown Exhibits</i>	15-4
<i>Photography</i>	15-4
<i>Awards for Other Classes</i>	15-4
<i>Other Awards</i>	15-4
CHAPTER 16 JUDGING THE COURTS OF HONOR AND BEST IN SHOW.....	16-1
<i>Introduction</i>	16-1
<i>Balloting for the Courts of Honor</i>	16-1
<i>Judging the Best-in-Class for ARS Certificates</i>	16-2
<i>Balloting for the Best in Show</i>	16-2
CHAPTER 17 GUIDELINES FOR ROSE SHOWS.....	17-1
ROSE SHOW FORMATS.....	17-1
<i>One-Class-Per-Variety Show</i>	17-1
<i>Alphabetical Shows</i>	17-1
<i>Color Class Shows</i>	17-1
<i>Alphabetical Color Class Shows</i>	17-1
WRITING A GOOD SCHEDULE	17-1
GUIDELINES FOR ROSE SHOWS USING ARS STANDARDS	17-2
<i>Purpose</i>	17-2
<i>Guidelines for Judges</i>	17-2
<i>Guidelines for Exhibitors</i>	17-3
<i>Guidelines for Rose Show Clerks</i>	17-5
<i>ARS Awards</i>	17-6
CHAPTER 18 GUIDELINES FOR OPERATING NATIONAL ROSE SHOWS.....	18-1
<i>Guidelines for Selecting Judges</i>	18-1
<i>Guidelines for Exhibitors</i>	18-1
<i>Guidelines for Staging National Challenge Classes</i>	18-2
<i>Schedule for National Rose Shows</i>	18-2
<i>Schedule for National Miniature Shows</i>	18-4
<i>Judging National Challenge Classes</i>	18-4
<i>Judging the Courts of Honor at National Shows</i>	18-5
<i>Verification Team</i>	18-6
CHAPTER 19 NATIONAL CHALLENGE CLASSES	19-1
NATIONAL HORTICULTURE SPRING SHOW AWARDS.....	19-1
NATIONAL HORTICULTURE FALL SHOW AWARDS	19-2
COMBINED NATIONAL HORTICULTURE SHOW AWARDS	19-3
NATIONAL MINIATURE CONFERENCE HORTICULTURE AWARDS.....	19-4
ROTATING NATIONAL AWARDS	19-5
DISTRICT AWARDS.....	19-6
CHAPTER 20 ARS HORTICULTURE JUDGING COMMITTEE.....	20-1
CHARTER	20-1
<i>Responsibilities</i>	20-1
<i>Chair</i>	20-1
<i>Members</i>	20-1

DISTRICT CHAIR OF HORTICULTURE JUDGING.....	20-1
CHAPTER 21 APPRENTICE JUDGES AND ACCREDITED JUDGES.....	21-1
APPRENTICE JUDGES.....	21-1
<i>Procedure</i>	21-1
<i>Qualifications</i>	21-1
<i>Apprentice Judging</i>	21-2
RESPONSIBILITIES OF ACCREDITED JUDGES	21-2
<i>Judging and Exhibiting</i>	21-2
<i>Membership and Audit Requirements</i>	21-2
<i>Keeping Current</i>	21-2
<i>Teaching Judging Schools and Seminars</i>	21-3
<i>Programs for Exhibitors</i>	21-3
<i>Training and Evaluating Apprentice Judges</i>	21-3
OUTSTANDING DISTRICT JUDGE AWARD	21-3
<i>Purpose</i>	21-3
<i>Criteria for the Award</i>	21-4
JUDGE EMERITUS	21-4
INACTIVE STATUS	21-4
CHAPTER 22 CONCLUSION, GLOSSARY, AND INDEX	22-1
CONCLUSION.....	22-1
GLOSSARY	22-1
INDEX.....	22-6

CHAPTER 1

JUDGING ETHICS

Introduction

To be an American Rose Society Accredited Horticulture Judge is an earned honor that carries with it certain responsibilities. Judging is a privilege that carries with it the responsibility to conduct oneself with objectivity, fairness, courtesy, and honor.

When judges first step on a show floor, they should bring with them the proper attitude to perform their judging duties. Judges must set aside personal prejudices toward a type of rose or specific varieties and aim to judge objectively. Judges must recognize that rose shows have two important objectives besides the actual competition: public relations and education. Courtesy, objectivity, and integrity should be practiced by all judges to foster these goals.

Don't be a Negative Judge

Judging is a search for beauty first. Don't be a "negative judge". The *Guidelines* focus on identification and determination of possible physical faults in judging the qualities of the roses in a rose show. If not viewed in the proper context, this approach to judging can be seen as a negative one. This is not the mindset a judge should have when approaching the show table. The judge should first be concerned with the beauty of each specimen and the total impact it has upon the senses. Only then does the judge become aware of flaws and faults. Perfection probably does not exist. The most beautiful rose is the one with the fewest faults. Judging with a positive attitude is essential.

Disqualification is an extreme penalty and should only be used for the most serious offenses. Disqualifications tend to fall disproportionately on novice exhibitors and can have a chilling effect on their decision to enter further rose shows. Judges and clerks must make an effort to prevent entries from being disqualified.

Flexibility in Judging

Each judge should have in mind specific standards of excellence for awards. However, these standards should not be so rigid that few, if any, roses meet them. The overall quality of the show often requires some flexibility in awarding ribbons. Standards for lesser ribbons may often be lowered. Inexperienced or novice exhibitors are encouraged by some small degree of success. However, standards for blue ribbons should be maintained. Judges must subjugate their personal preferences and approach each exhibit in an objective way.

Obligations to the Exhibitors

A judge has certain obligations to the exhibitors, above and beyond an actual value judgment. Fairness, objectivity, and education are among these obligations. Never touch the bloom under any circumstance. Because what is present beneath the lip of the vase is of no consequence in judging, an entry may not be removed from its vase to examine it for any purpose. In challenge classes, the exhibit must not be touched or moved until judging is complete, as placement of the specimens is part of the evaluation. In the miniature and miniflora classes, the utmost care must be taken when examining individual specimens, as it is easy to knock over nearby entries.

Judges are encouraged to make helpful notes on the **upper portion** entry tags of obvious exhibiting errors. Notes should be written on the upper portion of the entry tag because the lower portion is frequently removed before the exhibitor sees the exhibit. Inexperienced exhibitors make most of these errors and these notes are educational.

The judges should strive to make themselves available after judging to answer questions from the exhibitors and from the general public. However, remember that the specimens may have changed since they were judged. It may be readily apparent that faults have appeared in winning specimens and/or specimens that received lesser or no awards have become prize winning specimens. The judge should critique the specimens as they appear and explain they did not look the way they do now when they were judged.

Obligations to the Show Committee

The judge should try to accept as many invitations as permitted by his or her individual circumstances. Common courtesy requires that a judge respond promptly to invitations to judge so that the show committee will have time to invite another judge if he or she is unable to accept the invitation. If unforeseen circumstances arise that will prevent the judge from judging a show he or she has agreed to judge, the judge should immediately notify the show committee so it can plan accordingly.

The judge should arrive at the show well before judging begins in order to receive any instructions for judging from the show committee. The judge should not enter the preparation area or the show area, but should go immediately either to the area reserved for judges to prepare their entries for the judges' class or to an area away from the preparation and show area where the judges are meeting.

Tact and Courtesy

To follow the instructions of the Chair of Judges of the show, even if it is not the way you are used to doing things, is common courtesy. Making insulting and disparaging remarks during and after judging is not only bad manners, but it puts the judge in a bad light. Disparaging remarks about the quality of a particular entry or of the show will be overheard by exhibitors, who may be dissuaded from exhibiting again or even from continuing to grow roses. As you do not know the identity of the exhibitor who entered the specimen being disparaged, it may well have been entered by the clerk standing next to you.

The judge should never have a superior attitude toward the show committee, clerks and exhibitors. However, a constructive suggestion after the judging takes place can often be helpful. You also owe your fellow judges' tact and courtesy. To criticize another judge's judging ability to others is discourteous. It shows a superior attitude that is not becoming of a judge.

Working with Other Judges

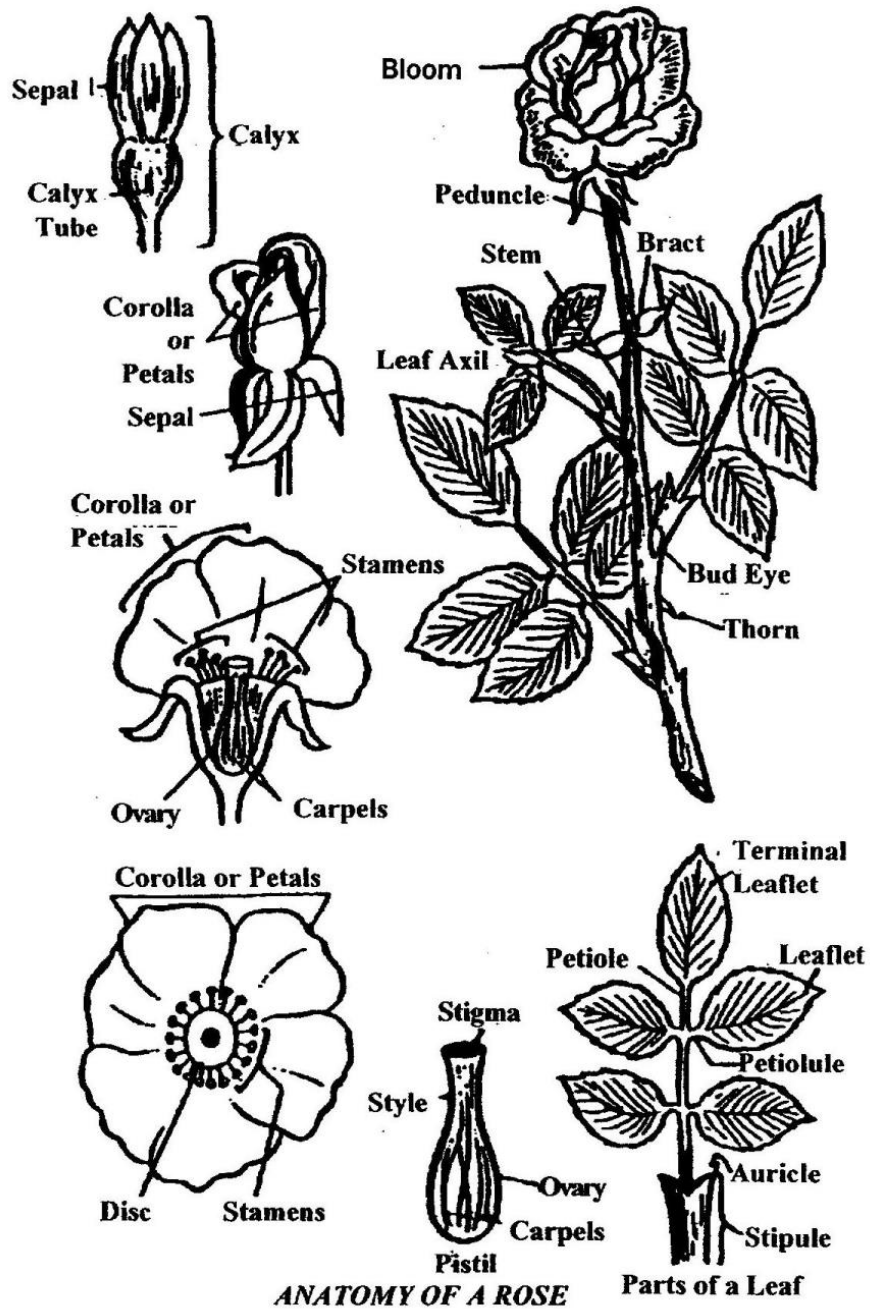
Judges rarely work alone but as a member of a judging team. The objective is to work smoothly with judging teammates, treating them with courtesy and avoiding any tendency to dominate the team. Judges should try to keep all discussions constructive rather than argumentative. A judge is definitely entitled to voice an opinion. However, when that opinion is in the minority, a good judge should reassess the situation with an open mind. If a judge cannot convince the other members of the team of his or her point of view, he or she should be willing to graciously concede to the majority. It is important to keep in mind that, as a member of a team, a judge should use tact and diplomacy with fellow judges. However, if the question concerns the guidelines for judging or the procedures for selecting award winners, it may be wise, at a later date, to bring a particular question to the National Chair of Judges for clarification.

Responsibilities

The responsibilities of accredited judges are discussed in Chapter 21.

CHAPTER 2 ANATOMY OF A ROSE

CHAPTER II ANATOMY OF A ROSE



(Illustration No. 1)

Knowledge of rose anatomy is important to a judge for at least two significant reasons. First, this knowledge is absolutely essential for the accurate identification of the myriad of varieties that a judge will encounter year after year and, second, it facilitates communication between judges as they discuss and evaluate the merits of various entries in a rose show. The material in this chapter, although not representing a complete discourse on the anatomical parts of a rose, does make note of those most frequently-used features that will aid judges in the tasks of identification and communication. Experienced judges quickly come to realize that the correct identification of a variety often depends upon characteristics other than bloom size, form and color. A judge must be aware that each botanical component of the rose may vary in appearance from one variety to another.

Knowing what is “typical of the variety” for each variety is a goal that every judge should strive to attain. Needless to say, the accumulation of this knowledge by careful observation of frequently-exhibited and newly-introduced varieties constitutes a lifelong endeavor. Among the anatomical parts illustrated are several that judges will find highly useful in confirming the identity of a variety. Stamens are particularly useful when judging single-petaled or open blooms because, in addition to indicating the substance status of a bloom, they frequently possess distinctive colors. Petals may display differences in texture and shape, and open blooms often show the presence of petaloids, those small, petal-like structures that surround the stamens of many varieties. Other useful anatomical characteristics associated with a bloom are the sepals (collectively called the calyx), the calyx tube, and the peduncle that supports the bloom. The length and width of the sepals may vary, and they may be smooth or “mossy.” Similarly, calyx tubes will display different shapes and surface features, and peduncles may differ in length and surface texture. Stem and foliage characteristics are highly reliable for identifying varieties, because they are less subject to variation caused by climatic and soil conditions than bloom size and color. Thorns (botanically prickles) can be distinctly different among varieties with regard to abundance, size, shape, color and spatial arrangement along the stem. Leaf and leaflet characteristics are also useful for identification. Not only do differences occur in the shape of individual leaflets, but also differences in the appearance of the leaflet margins and the stipule at the base of the petiole are also easy to recognize.

A thorough background in rose anatomy and its terminology can enable a judge to avoid mistakes in interpretation when conferring with fellow judges. Accurate communication is thwarted, for example, if a judge refers to a peduncle as a stem when discussing an entry. A conscientious judge will employ every available tool to make informed evaluations of specimens encountered in rose shows. One of the most valuable of these is a familiarity with the anatomical features discussed herein. It is important that every judge become competent in basic rose anatomy in order to bring uniformity to the judging process. The judge with a thorough knowledge of the botanical parts of the plant can communicate what he or she sees to fellow judges so there is no mistake in interpretation. (By Dr. Tony Liberta)

The anatomy of a rose is shown in Illustration No. 1. Definitions of a number of these botanical terms can be found in the Index. For the reasons given above, judges should be familiar with the terminology used in this illustration.

CHAPTER 3

COMMON PHRASES DEFINED

Introduction

There are certain phrases commonly used by judges that may be used in this manual and in show schedules. They are heard in judging schools and on the show floor. It is important that we all understand what these phrases mean.

“Exhibition Form”, “Exhibition Stage”, and “Exhibition Bloom”

Judges must understand the differences between these similar terms.

Exhibition form means classic hybrid tea form. A variety that shows exhibition form has blooms that when one-half to three-fourths open have petals symmetrically arranged in an attractive circular outline tending to a high center. The form may occur in many rose types, not only hybrid teas. The terms “exhibition form” and “hybrid tea form” have the same meaning and are used interchangeably.

The exhibition stage is the stage of openness of the bloom at which a particular variety is most beautiful. The exhibition stage depends on how many petals the bloom has. Varieties with fewer petals are often most beautiful when one-third open. Those with many petals are usually most beautiful when one-half to three-quarters open. In each case, the bloom should be gracefully shaped with the petals symmetrically arranged in an attractive circular outline tending to a high center. For single blooms and semi-double blooms, the exhibition stage is that stage at which the bloom is open yet still fresh with bright fresh stamens. The petals should lie uniformly flat (horizontal) and be evenly spaced.

An exhibition bloom is a one-bloom-per-stem specimen in which the rose is at exhibition stage, typically, but not necessarily, without side buds. The rose can be from any classification of roses.

“Most perfect phase of possible beauty”

The “most perfect phase of possible beauty” refers to the exhibition stage (see above). The most perfect phase of possible beauty is rather subjective as beauty is often in the eyes of the beholding judges.

“Typical of the Variety”

This phrase is often heard when comparing two different varieties. It includes the color, form, size, foliage and other characteristics of the variety. This can be important in identifying a specimen. But this phrase can be very misleading in a judging situation. It doesn't mean that we do not penalize any fault even if it is typical and often seen in the variety. Typical faults, such as streaked petals or split centers, are not ignored just because they are “typical of the variety”. These faults are still penalized based on the degree of impairment. But we reward those specimens of a variety (cultivar) that exhibit the superior qualities that are possible without these faults. When identifying a variety, we look for those characteristics that are “typical of the variety.”

“Set Standard of Perfection”

This phrase refers to those standards we should all know as judges. The six prime elements of judging explain each “set standard of perfection” in detail. Judges also develop a mental “set standard of perfection” for popular varieties as they gain experience and see better and better examples of a variety.

A judge's "set standard of perfection" should have a range for blue ribbons for, as we all know, there is rarely perfection. Although we search for perfection, each rose is judged by how close it comes to the "set standard of perfection".

"Degree of Impairment"

When judging, we are seeking the beauty which most nearly approaches the "set standard of perfection" for a variety. An exhibit should be penalized if groomed beyond the point where the bloom is no longer "typical of the variety". The prime element of form helps us decide when a rose is at its "most perfect phase of possible beauty". As one gains experience as a judge, a frame of reference develops to help the judge determine when a variety is at its "most perfect phase of possible beauty".

This term is used to explain the severity of a fault in any of the six prime elements of judging: form, color, substance, stem and foliage, balance and proportion, and size. It is the penalty assessed for a fault in any of these judging elements. How much the fault distracts from the beauty of the exhibit determines the "degree of impairment". The greater the impairment, the greater the penalty imposed. Here a judge's "set standard of perfection" plays an important role in the decision.

"Large Rose"

Large rose refers to a specimen of a variety that is not classified as either a miniature rose or a miniflora rose. Specimens of hybrid tea, grandiflora, floribunda, climber, and shrub roses, as well as specimens of the other varieties not classified as either a miniature rose or a miniflora rose, are considered to be large roses.

"All Other Things Being Equal"

We often use this phrase when trying to make a decision on which of two roses is better. When two or more exhibits display superior characteristics of equal value, size may often be the deciding factor. That is not to say that any one of the other prime elements of judging cannot be the deciding factor. This is an instance where point scoring all elements mentally can help to make a decision. A superior example of a variety should greatly influence the decision and take preference.

"You Have to Grow Them to Know Them"

By growing and showing roses we really get to know their individual characteristics. However, it is impossible to grow all varieties. Judges are encouraged to see as many varieties as possible throughout the year to know them better. Judges have a responsibility to the exhibitors to be familiar with as many varieties as possible by growing, showing, and visiting rose shows and municipal and private gardens. An effort should be made to see and know the particular types of roses the judge does not grow. It is also helpful to study the sections of a show that contain the types of roses the judge does not grow.

"This Specimen is 'Overgrown'"

Judges should be careful when using this phrase. Good culture that results in a superior specimen should not be penalized. Here is where knowing a variety really counts. Some varieties can grow large with good culture. Some roses have characteristically large foliage and some large foliage is caused by an overabundance of fertilizer. A penalty may be assessed for balance and proportion but not for being "overgrown". If a specimen is so grossly large that it distracts from its beauty, it should be penalized according to the "degree of impairment".

CHAPTER 4

DISQUALIFICATION AND PENALIZATION

INTRODUCTION

A disqualified entry is removed from competition and is not eligible to receive any award. Consequently, it is an extreme penalty and should only be used for the most serious offenses. Disqualifications tend to fall disproportionately on novice exhibitors and can have a chilling effect on their decision to enter further rose shows. Judges and clerks must make an effort to prevent entries from being disqualified.

Judges must never disqualify an entry unless they are very sure of the disqualification. **If there is any question about the certainty of an offense, a judge must never disqualify an entry.** The exhibitor must always be given the benefit of any doubt.

If an entry is disqualified, the judge owes it to the exhibitor to write the reason for disqualification on the front or back of the **upper portion** of the entry tag. If the entry was disqualified for being misnamed, write the correct name, if known, so the exhibitor will not make the same mistake again.

If there is certainty, the entry must be disqualified if any of the conditions described below are present in the entry. The following reasons are the only reasons for disqualifying an entry. With certain limited exceptions discussed below, show rules establishing additional reasons for disqualification are forbidden. If the schedule contains reasons for disqualification other than those listed below, the judge must ignore the schedule and not disqualify any entries because of any additional reasons for disqualification contained in the schedule.

1. A foreign substance that has been applied to enhance the beauty of the entry.
2. Misnamed. The name of the rose is neither the variety name given on the entry tag nor an accepted synonym thereof.
3. Unlabeled or Mislabeled. Entry lacks an entry tag or the exhibitor's name, the class number, and/or the name of the variety is not given on the entry tag.
4. Exhibitor's name visible, if not corrected before the entry is judged.
5. An entry that was not grown outdoors.
6. An entry that was not grown by the exhibitor
7. Violation of show rules, specifically:
 - a. A challenge class or collection entry that does not satisfy the composition and/or staging requirements of the class in which it is entered.
 - b. An entry in a class with restricted eligibility that the exhibitor is not eligible to enter.
 - c. When expressly prohibited by the show rules, entries made in the name of an absent exhibitor.
 - d. Unless expressly permitted by the show rules, separate entries from the same garden by two or more exhibitors.
 - e. Unless expressly permitted by the show rules, multiple entries of the same variety by the same exhibitor in the same class.

As an aid to judging, the show committee should appoint a knowledgeable individual to inspect the show during and/or after placement of the entries, but before judging, to look for and, if possible, correct potential problems, such as entries that are misnamed and/or misplaced, entries with the exhibitor's name visible, entries lacking an entry tag, entries that contain exhibition aids, and challenge class and collection entries that do not meet the composition and staging requirements of the class in which they are entered.

DISQUALIFICATION RULES

The following rules are the only actual “rules” of judging. All other aspects of judging are subjective.

Stem-on-Stem

Stem-on-stem is not a disqualification under any circumstances. It is only a potential penalization.

Stem-on-stem refers to an entry in which the stem has a portion of the previous stem attached. (See *Illustration No. 2*).

Stem-on-stem above the lip of the vase is not a disqualification in any class. However, the condition may detract from the overall beauty of the entry. In such cases, stem-on-stem is a fault in stem and foliage to be penalized only to the degree of its distraction. Judges should not overly penalize entries that have stem-on-stem. Stem and foliage only accounts for 20% of the total score. All things being equal, an entry without stem-on-stem is considered to be superior to an entry with stem-on-stem. Entries that have multiple stem-on-stem are permitted, but may be penalized according to the degree of distraction caused by the multiple stem-on-stems, if any.

Stem-on-stem below the lip of the vase is irrelevant. What is present beneath the lip of the vase is of no consequence in judging. **Judges are not permitted to remove an entry from the vase to examine it for any purpose.** These rules concerning stem-on-stem apply to all the entries in the show, including challenge class and collection entries. It is both unnecessary and improper for a judge to check a challenge class or collection entry for stem-on-stem below the lip of the vase after the entry has been judged.

Side Buds

Side buds are not a disqualification under any circumstances. They are only a potential penalization.

A side bud is defined as growth emanating from a leaf axil, having sufficient maturity to display the formation of a stem, with or without a flower bud. (See *Illustration Nos. 3 and 4*.)

The presence of one or more side buds is not a disqualification in any class. However, the condition may distract from the overall beauty of the entry. In such cases, side buds are a fault in stem and foliage to be penalized only to the degree of its distraction. An immature leaf with no stem is also subject to penalization depending on the degree of distraction, if any. (See *Illustration No. 5*.) Judges should not overly penalize entries that have side buds or immature side growth. Stem and foliage only accounts for 20% of the total score. These rules concerning side buds apply to all the entries in the show, including challenge class and collection entries.

Foreign substance

The presence of a foreign substance is a disqualification.

A foreign substance is anything that has been applied to the stem, foliage, and/or bloom to improve the appearance of the entry. As a general rule, an exhibitor may remove anything from an entry to improve its appearance, but may not add anything. An entry must be disqualified only if it is evident that a foreign substance has been applied to the stem, foliage, and/or bloom to improve the appearance of the entry. Examples of foreign substances include leaf polish, green ink, paint, and “replacement” petals. The judge must be absolutely certain that a foreign substance has been added before the entry can be disqualified. If there is some question as to the presence of a foreign substance, the entry may be penalized as not typical of the variety.

Grooming materials accidentally left on an entry, such as splints, cotton balls, cotton swabs such as Q-Tip® cotton swabs, and paper labels, are neither a disqualification nor a penalization. The judge, or clerk at the direction of the judge, shall carefully remove them before judging.

Dirt, spray residue, and bird lime are not considered foreign substances because it is highly unlikely that the exhibitor applied these materials to improve the appearance of the entry. Their presence is not a cause for disqualification. They are a fault in stem and foliage and should be penalized only to the degree of distraction, if any. Aphids, mites, thrips, and other natural things may be ignored unless they are clearly distracting, in which case the entry may be penalized according to the degree of distraction.

Misplaced

A misplaced entry is neither disqualified nor penalized, no matter who was responsible for the misplacement.

An entry is misplaced if the entry tag has the correct class number but it has been placed on the show table in an incorrect class. All misplaced entries, whether misplaced by the exhibitor or by the placement committee, are to be moved to the proper class and judged. If the class to which the entry is moved has already been judged, the judges of that class must reevaluate the class to determine what award, if any, the correctly placed entry deserves.

Misclassified

Entries that contain an incorrect class on the entry tag shall, if practicable, be moved to the proper class and judged.

An entry is misclassified if the entry tag has the correct variety name (or an accepted synonym) but an incorrect class. To the extent possible, the judges and clerks must make an honest effort to correct the exhibitors' mistakes. If the exhibitor has given an incorrect class on the entry tag, if practicable, the entry must be moved to the proper class and judged. If the class to which the entry is moved has already been judged, the judges of that class must reevaluate the class to determine what award, if any, the correctly placed entry deserves.

If it is not practicable to move the entry to the proper class, it may be disqualified. An entry that has been moved to the proper class may not be penalized because it was originally entered in an incorrect class.

The judges must be familiar with the schedule and know the varieties and their respective classifications. It is important to have available the references necessary to verify such matters as classification and color class (for color class shows and for challenge classes requiring roses of specific colors). (See "Misnamed" for a listing of references.)

An entry may be misclassified for a number of reasons. Exhibitors sometimes put entries in the wrong class because they are not familiar with the subtleties of the classification system or the classification of the variety has been changed. Miniature and miniflora roses are sometimes entered in the wrong class for this reason. Varieties eligible for the Victorian Award may be incorrectly entered in the Dowager Queen class and vice versa. (See Chapter 12). Shrubs are sometimes incorrectly entered in the Old Garden Rose or Genesis Award classes. (See Chapter 13). Some varieties are marketed under a classification that is different from their ARS classification. For example, some varieties classified as classic shrubs are often marketed as climbers.

Blooms showing stamens are sometimes incorrectly entered in the one-bloom-per-stem classes, or a bloom may open up after it has been placed on the show table. These entries should be moved to the appropriate open bloom classes and judged as open blooms.

A climbing variety that has a non-climbing counterpart (a climbing hybrid tea, floribunda, miniflora, miniature, Old Garden Rose, or shrub) must be exhibited in the same class as its non-climbing counterpart. Climbing hybrid teas, climbing floribundas, and climbing miniatures that do not have non-climbing counterparts are exhibited in the hybrid tea, floribunda, and miniature classes, respectively. These entries should be moved to the appropriate non-climber classes and judged.

Misnamed

A misnamed entry must be disqualified.

Misnamed refers to an entry that is not the variety named on the entry tag. It is the responsibility of the exhibitor to name entries correctly. Entries need to be correctly named, although accepted synonyms are permissible. (See “Improperly Named”).

If a judge suspects that an entry is not the variety named on the entry tag, and after consultation with fellow judges confirms this to be true, the entry must be disqualified. If all agree the variety is not correctly named on the tag, but the judges cannot correctly name it, disqualification is still in order. However, if the judges are uncertain about the identity and there is a remote possibility that the name is accurate, the exhibit can be penalized severely as it is not typical of the variety. If the judges can correctly name the entry, the reason for disqualification and the correct name for the variety should be written on the upper portion of the entry tag so the exhibitor does not make the same mistake again.

A rose must be exhibited under its American Exhibition Name (AEN). AENs are assigned to rose cultivars for use in rose shows sponsored by the American Rose Society and its affiliated societies. The AEN is, to the extent possible, the name under which the rose is available or otherwise generally known in the United States, which may not be the name first used in international commerce or a name used outside the United States.

Roses must be listed in one of the American Rose Society recognized publications listed below with an AEN to be eligible for entry in ARS authorized rose shows. In American Rose Society publications, the AEN will be printed in bold type.

The following is the list of official ARS publications listing American Exhibition Names. In case of conflict between these sources, the latest one published takes precedence. The online *Modern Roses* database is the most up to date ARS publication and, if it is available to the judges and show committee, takes precedence over all other publications. Because of publication delays, a listing in the Rose Registration column of the *American Rose* magazine is no longer acceptable.

- A. *Modern Roses*.
- B. *Official List of Approved Exhibition Names for Exhibitors & Judges*.
- C. *Handbook for Selecting Roses*.
- D. Recent Registrations on the ARS website.
- E. The online *Modern Roses* database.

If a variety is not listed in any of the above official ARS publications, the *Combined Rose List* (CRL) may be used as a reference. In these cases, the primary name shown in the CRL will be considered a “temporary AEN” until the variety is included in one of the ARS publications. In the event there is a conflict regarding name, class, color or other pertinent information between the CRL and the official ARS publications, the ARS publication will prevail.

A found rose that has an AEN and a classification may be entered in the class appropriate for its classification. (A “found rose” is a cultivar whose correct name is unknown that has been given a temporary name until the correct name can be determined.)

An exception to the requirement that a rose be exhibited under a name that has been recognized by the American Rose Society is made for special classes for unregistered seedlings and sports. Unregistered seedlings and sports, by definition, do not have registered names recognized by the American Rose Society.

Judges should be familiar with all these references and should have personal copies of them. During judging, it is helpful for show committees to have access to the online *Modern Roses* database, if possible, or to have available a copy of each of these references to ease the burden of judges having to carry their own copies. However, unless judges are certain these references will be available, they should provide their own copies.

Improperly named

Improperly named is neither a disqualification nor a penalization.

An improperly named entry is a rose entered under an accepted synonym of its AEN. Entries bearing accepted synonyms are not considered to be misnamed. Accepted synonyms include recognized trade names, names under which the rose is marketed outside the United States, and other names by which a variety is generally known (such as 'Rosa Mundi' for '*Rosa gallica versicolor*'). Mark the correct AEN on the top half of the entry tag and have the entry moved to its proper place so that it can be judged against other entries of the same variety.

Misspellings and the use of abbreviations are neither a disqualification nor a penalization. As a courtesy the correct spelling may be noted on the top half of the entry tag.

Judges must be aware of the difference between misnamed entries and improperly named entries. A misnamed entry is an entry that is not the variety named on the entry tag. It must be disqualified. An improperly named entry is an entry entered under an accepted synonym of its AEN. This is neither a disqualification nor a penalization. The entry should be moved to the proper place and judged.

Unlabeled or Mislabeled

Unlabeled or Mislabeled is a disqualification.

An unlabeled entry is an entry with no entry tag. A mislabeled entry is an entry that does not have the variety name, the exhibitor's name, and/or the class number on the entry tag.

An entry tag bearing the exhibitor's name, the variety name (or an accepted synonym), and the class number is required. However, no additional information is, or may be, required. (See "Violation of Show Rules").

An entry that lacks an entry tag or whose entry tag lacks the variety name, the exhibitor's name and/or the class number, must be disqualified. Blue ribbon entries should be checked by the clerks immediately after they have been judged to determine if any are lacking the exhibitor's name. This procedure makes it possible to rejudge the class, if necessary, prior to picking the best entry in the class and/or judging the Courts of Honor.

An exception to the requirement that the entry tag list the names of the varieties present in a collection is the "leftover" class, that is, an entry that contains a collection of roses that were left after the other roses were entered in the show. (See Chapter 15). If the schedule indicates that the varieties present in the collection do not have to be listed on the entry tag, the entry tag must have only the class number and the exhibitor's name.

Exhibitor's Name Visible During Judging

Exhibitor's Name Visible During Judging is a disqualification.

An entry in which the exhibitor's name is visible during judging must be disqualified. However, to the extent possible, unnecessary disqualifications should be avoided. The clerks

are permitted, and encouraged, to cover up the exhibitor's name if the error is discovered before the entry is judged.

Roses Not Outdoor Grown and/or Not Grown by the Exhibitor

Roses must be outdoor grown and grown by the exhibitor. Any entry that was not grown outdoors and/or not grown by the exhibitor must be disqualified.

Typically, because during judging the judges do not know the identity of the exhibitor, the judges have no way of determining if an entry was grown by the exhibitor. And, unless the entry contains an obvious florist rose, they have no way of determining if the entry was grown outdoors. An entry containing an obvious florist rose must be disqualified. Otherwise, unless they have reliable information to the contrary, the judges must assume that each entry has been grown outdoors by the exhibitor.

Violation of Show Rules.

Show rules establishing additional reasons for disqualification are prohibited.

The only exceptions, which are discussed below, are (1) rules that address the composition and staging of challenge classes and collections, (2) rules concerning eligibility to enter a particular class, (3) rules concerning absent exhibitors, (4) rules concerning multiple exhibitors from the same garden, and (5) rules concerning multiple entries of the same variety by the same exhibitor in the same class.

Wedging Materials

The use of wedging materials prohibited by the show schedule is neither a disqualification nor a penalization. Wedging materials may be penalized only to the extent they extend above the lip of the vase and only to the degree of distraction. What goes on beneath the lip of the vase is of no consequence in judging. The show rules may request that certain wedging materials be used, or not used, but there is no penalty if the request is ignored.

Entry tags.

Entry tags must include: (1) the exhibitor's name, which must be hidden during judging, (2) the AEN of the cultivar (or an accepted synonym), and (3) the class number. That's all! There is no requirement that "OFFICIAL" ARS entry tags be used, that the entry tag have the exhibitor's address, that miniature entry tags be used for miniature and miniflora entries and large entry tags be used for large roses, that challenge class entry tags be used for challenge class and collection entries, that the top and bottom parts of the entry tag be filled out, or even that the tag have top and bottom parts. Entries in which the entry tag does not contain the three required pieces of information are disqualified as Mislabeled (See "Unlabeled or Mislabeled").

Entries may not be disqualified or penalized for use of entry tags other than official ARS entry tags; failure to use miniature entry tags for miniature and miniflora entries; failure to use challenge class entry tags for challenge class entries and collection entries; use of miniature entry tags on entries that are not miniatures or minifloras; use of challenge class entry tags on entries that are not challenge classes; failure to include requested details on entry tag such as color class, exhibitor number, section number, or exhibitor's address; failure to fill out the bottom part of the entry tag; use of pencil or the wrong colored ink; or failure to list informative details on OGRs such as type and date of introduction. The show rules may request that additional information be included on the entry tag, that the bottom part of the entry tag be filled out, and/or that a certain color of ink be used, but it is neither a disqualification nor a penalization if the request is ignored.

When the description of challenge class or collection calls for multiple roses displayed in the same container and the entry tag is not large enough to list all varieties in the container,

exhibitors are permitted to place a list of all the varieties in the container next to the entry so that all varieties are listed in a way that is easily visible to the judges. Alternatively, the varieties may be listed on the back of the entry tag. When the schedule calls for multiple specimens displayed in separate containers, each container should have its own entry tag. The tag should indicate the name of the variety in the container, not the names of all the varieties in the entry. However, one entry tag is sufficient if the class calls for all the roses in the entry to be the same variety, such as in the cycle of bloom class.

Sweepstakes.

Some shows collect the bottom halves of the entry tags to determine the sweepstakes winner or winners. The schedule may indicate that, for an entry to be counted for sweepstakes, the bottom part of the entry tag must have the exhibitor's name and/or exhibitor number, the AEN of the cultivar (or an accepted synonym), and the class number. However, no entry may be disqualified or penalized (other than not being counted for sweepstakes) for failure to provide this information.

Challenge Classes

The show schedule may have special rules or class descriptions that spell out the composition and staging requirements for one or more challenge classes and/or collections. However, these rules may not override the rules concerning side buds, stem-on-stem, wedging materials, and entry tags discussed above. An entry in a challenge class or collection class that does not satisfy the composition and staging requirements of the class given in the show schedule must be disqualified as violating the show rules. At National Shows, only the Verification Team may disqualify a national challenge class entry.

Restricted Eligibility Classes

Shows may have a limited number of classes that are not open all exhibitors. Eligibility to enter these classes may be limited to, for example, society or district members, residents of a particular geographic location, novice exhibitors, junior exhibitors, or exhibitors with fewer than a specified number of rose plants. An entry in one of these classes by an ineligible exhibitor must either be disqualified as violating the show rules, or, if possible, moved to a class for which it is eligible.

The judges have no way of knowing if an entry in one of these classes was made by an ineligible exhibitor. Clerks should check the entries in these classes to verify that the entries have been made by eligible exhibitors. Preferably, to avoid unnecessary disqualifications, the entries should be checked before they are judged so that any entries made by ineligible exhibitors can, if possible, be moved to classes that the exhibitors are eligible to enter.

Absent Exhibitors

An absent exhibitor is an exhibitor who is not present when entries are being accepted and whose outdoor-grown roses are entered under the absent exhibitor's name by someone other than the exhibitor.

Some shows may be indifferent or not even be aware that this is happening if occasionally someone enters a few roses from a friend or neighbor's garden under the friend or neighbor's name. Some may actually encourage entries from absent exhibitors because they add additional entries to the show. Other shows may feel that entries from absent exhibitors are potentially unfair to the exhibitors who have come to the show.

Entries from absent exhibitors are permitted unless the show decides to exclude them. If the show decides to exclude entries from absent exhibitors, the show schedule must clearly and expressly state that entries from absent exhibitors are prohibited. However, the judges have no way of knowing that an entry was made in the name of an absent exhibitor. During judging, the judges do not know the identity of the exhibitor and, further, the judges were

not present during preparation and placement of the entries to determine which exhibitors were present. When absent exhibitors are prohibited, the clerks must check the entries immediately after they have been judged and call the judges' attention to any entries that were entered in the name of an absent exhibitor so that the classes with entries from the absent exhibitor can be rejudged, if necessary.

Multiple Entries

Separate entries from the same garden by two or more exhibitors will disqualify all their entries. Two entries of the same variety by the same exhibitor in the same class will disqualify both entries.

However, to increase the number of entries in the show, the show may decide to eliminate one or both rules. If the show decides to eliminate one or both of these rules, the show rules must clearly and expressly say that two or more exhibitors are permitted to make entries from the same garden and/or that exhibitors are permitted to make two or more entries of the same variety in the same class.

The judges have no way of knowing that separate entries from the same garden have been made by two or more exhibitors or that an exhibitor has made two entries of the same variety in the same class. The clerks must check the entries immediately after they have been judged and call the judges' attention to two or more exhibitors making entries from the same garden and/or two or more entries of the same variety from the same exhibitor in the same class.

Judges may not disqualify both entries if the presence of two or more entries from the same exhibitor in the same class was caused by moving a misclassified entry to the proper class or moving an improperly named entry to its proper place. In these cases, only the entry that originally entered in the proper class or under the correct AEN will be judged.

An exception to the rules is the junior class. (*See Chapter 15*). Exhibitors in the junior class must have grown the roses themselves in their own garden, but the garden may be part of a larger garden.

An additional exception to these rules is the judges' class. (*See Chapter 15*). Multiple exhibitors may make separate entries in the judges' class from the same garden and may even enter the same variety of rose.

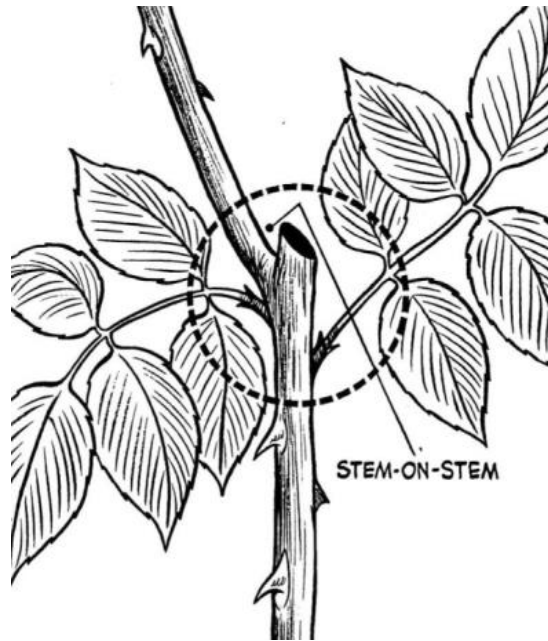
PENALIZATION

Unlike disqualification, an exhibit that has been penalized remains in the competition and may receive any award for which it is eligible.

Penalization is incurred when an exhibit has faults in any of the six prime elements of judging (*See Chapter 6*). Points are deducted according to the degree of impairment. The more serious the impairment and/or distraction, the greater the penalization. The various faults that cause penalization are discussed in the following chapters.

Penalization is also applied if a rose has been groomed in such a way that the variety's characteristics are grossly altered. However, it is perfectly acceptable for the exhibitor to remove faulty petals without penalization, provided it is skillfully done and form and symmetry are not distorted. A petal remnant can be distracting and is subject to penalization. As a general rule, the exhibitor may remove anything from an entry without penalization, so long as the result is undetectable by the judge and a better entry is produced.

If a single element is the cause of gross penalization, a judge could be helpful to the exhibitor by noting it on the upper portion of the entry tag in a helpful way.




STEM-ON-STEM
(Illustration No. 2)



NOT DISBUDED (SIDE BUD)
(Illustration No. 3)



NOT DISBUDED (SIDE GROWTH)
(Illustration No. 4)



SIDE GROWTH (LEAF AT AXIL)
(Illustration No. 5)

CHAPTER 5

POINT SCORING: HOW—WHEN—WHY

Scorecard for the Prime Elements of Judging

Although judging is an art, judges need a yardstick to help them be consistent in arriving at quick and accurate decisions while judging. To judge roses, a frame of reference is needed — some set of standards agreed to by all. The point scoring system is a device used as a frame of reference, as a teaching aid, and as a general guideline in communication between judges. It is especially useful as a decision-making aid in difficult judging situations. The point scoring system applies the numerical values assigned to each of six prime elements of judging. However, perfection probably does not exist, and the most beautiful rose is the one with the fewest faults. Judging with a positive attitude is essential.

The point scoring system is as follows:

POINT SCORING	
FORM.....	25
COLOR	20
SUBSTANCE	15
STEM AND FOLIAGE	20
BALANCE AND PROPORTION	10
SIZE	10
TOTAL.....	100

Application of the Scorecard

The judge does not actually numerically point score every specimen judged. Instead, the point score values (they may also be considered percentages of the total value) must be firmly implanted in the mind of the judge and recalled and applied subconsciously to every judging situation.

Form is the most important element accounting for 25 percent of the total score. Color and Stem and Foliage each have the same value, 20 percent, as Balance and Proportion and Size combined. A total of 70 percent of the 100 points are allotted to the bloom; the remaining 30 percent reside with the rest of the specimen. The relationships of the point scoring system are recalled as the judge examines every specimen. It is a system that gives the judges a fixed point of reference as they approach any class of roses.

Because every judge uses the same numerical value for each element, his or her frame of reference should be identical with that of every other judge. Consequently, should a disagreement about the merits of a specific element arise, an equitable compromise based on the number of points to award or deduct may be more easily reached. Thus, knowledge of the value of each element in the overall point scoring system can guide the judges to a fair decision.

There may be occasions when the judges are hard pressed to decide between two or more specimens, each very close in overall quality. In such a situation, the show chair or judges' chair may request that each judge point score (individually and secretly) the specimens, carefully evaluating each aspect.

Actual point scoring such as this is used only in the rarest instances, when specimens are so similar in quality and presentation that no judgment based on the artistic eye alone can

be fairly made. Otherwise, the judging process would be interminable. In the usual situation, judging skill and experience will lead the judge to correct decisions without having to resort to physical point scoring.

The values allotted to the six prime elements of judging are maximum values for absolute perfection. Leeway must be allowed for the possibility of encountering a better specimen of that variety. However, the judge must allow for what may be the improbable, but nevertheless possible. To allot the full 25 points to Form to every “good” rose judged is far from realistic. If 25 points is perfection, then 12 or 13 points represents the “average” bloom for every given variety. Likewise, if the full 10 points is given for size, the implication is that one will never see a larger bloom of that variety. Consequently, about seven points should be allotted to an average size bloom.

To be consistent, every “average” specimen should be assigned the same number of points, regardless of the variety. When a specimen is exceptional for its variety, it would be given greater consideration than an “average” example of that variety and awarded accordingly.

The most important aspect of point scoring is consistency. The actual number of points awarded to each element may vary widely from judge to judge. But in the end, if done consistently, the judges will agree on the same winning rose.

BE CONSISTENT

CHAPTER 6

THE SIX PRIME ELEMENTS OF JUDGING

Introduction

The job of the judge is to identify and quantify the degree to which each entry approaches perfection. To do this, six fundamental qualities have been established upon which the approach to perfection is based. These six prime elements of judging are the elements of the point scoring system. The assigned weighted values total 100 for the entire specimen and define the relative significance for each element to the whole. Penalization is incurred when an exhibit has faults in any of these elements. Points are deducted according to the degree of impairment. The more serious the impairment and/or distraction, the greater the penalization. The practical application of these assigned points is explained here.

Form – 25 Points

Form is the most important of the six prime elements of judging. Its value, 25 points, is the largest of the six prime elements. Form refers to the shape of the bloom, the configuration of the petals, the degree of openness of the bloom, and its symmetry. The proper degree of openness is determined by considering the most perfect phase of possible beauty for the particular variety. Ideal form depends on the type of rose and the number of petals that it has. Further discussions of form are contained in the chapters dealing with specific types of roses.

Color — 20 Points

Color is the second most important prime element in judging the bloom.

In the Munsell System of color measurement, color is defined by three factors: (1) Hue, (2) Chroma, and (3) Value.

Hue is an attribute of light, determined by its gradation of color and is a combination of chroma and value. Hue is simply another name for color. In short, hue is the color of the rose.

Chroma is defined as the purity of the hue, its degree of saturation, and its freedom from white or gray. It shows the brightness and intensity, or the paleness and dullness, of the color.

Value is defined as the lightness (a tint, such as a pink rose) or darkness (a shade, such as a dark red rose) of a color. It shows the clearness of the color of the rose. Ideally, it is manifested by a freedom from cloudiness, darkening, or muddiness. It can be described as evenness of hue.

A more detailed description of the Munsell System is unnecessary and beyond the scope of the *Guidelines*.

Petal color should be bright, clear, clean, and typical of the variety. Weather conditions, cultural habits and refrigeration can alter color. The judge must know the normal color range for a given variety and constantly search for the best color that the variety is able to display. Intense sun exposure may have a bleaching effect (loss of chroma) on an otherwise ideal color presentation. Refrigeration may also cause a muddying of the petals (loss of brightness). Many blooms, particularly the reds, react negatively to refrigeration by attaining a bluish cast known as “bluing” and are subject to penalization. Loss of substance causes color to change. (see “*Substance*”). Blotching destroys evenness and is penalized. Petal damage or petal spotting, whether from fungi, dirt, insect damage or spray residue, is penalized as a color fault according to the degree of impairment.

The typical color of a variety may also vary with the geographic location where it is grown. Judges have no way of knowing where a particular specimen has been grown. They

must consult with other judges before disqualifying a specimen as misnamed or penalizing a specimen as not typical of the variety because the color is not the color they associate with the variety. It is especially important that this be done at district and national shows because the entries typically originate from a wide geographic area.

In judging color, it is sometimes the atypical characteristic rather than the typical that the judge must reward and not penalize. White or green petal streaks, although typical of the variety, are color faults and are penalized according to the degree of the impairment. In varieties that tend to darken or lighten at the end of the outer petals, the even gradual transition of color from the middle to the outer edge of the petals should not be penalized. Varieties that typically produce petals having blushes or shadings should be penalized if these characteristics are not present. Color striping that is a characteristic of the variety, distinct from the green or white color fault streaking, is not a fault.

The American Rose Society, as the International Cultivar Registration Authority (ICRA) for roses, has divided the spectrum of rose colors into 18 color classes. A color class, indicated in ARS publications, has been assigned to each variety. The classes are listed below, with the abbreviations that are used in ARS publications:

COLOR CLASSIFICATION OF ROSES

White, Near White and White Blend (w)
Light Yellow (ly)
Medium Yellow (my)
Deep Yellow (dy)
Yellow Blend (yb)
Apricot and Apricot Blend (ab)
Orange and Orange Blend (ob)
Orange Pink and Orange Pink Blend (op)
Orange-red and Orange-red Blend (or)
Light Pink (lp)
Medium Pink (mp)
Deep Pink (dp)
Pink Blend (pb)
Medium Red (mr)
Dark Red (dr)
Red Blend (rb)
Mauve and Mauve Blend (m)
Russet (r)

Although color class rose shows, in which the specimens are divided into classes based on their color classification, were once common, they have been largely replaced by alphabetical shows, in which roses are placed on the show table in alphabetical order (See *Chapter 17, Guidelines for Rose Shows*). However, some challenge classes or collection classes may require roses of a specific color class or combination of color classes.

The color of the stamens is not a consideration when judging exhibition form roses at exhibition stage because the stamens are not visible. However, the color of the stamens is an important consideration when judging open blooms and blooms whose exhibition stage is fully open, such as singles and semi-double blooms. In these specimens, the stamens and the anthers they support often have distinctive color characteristics ranging from yellow to orange to brown, even purple, which are important in judging of the entire specimen. The color of the

stamens should be typical of the variety and not browned or blackened with age. If the golden yellow anthers of a fresh specimen have blackened, a penalty as color fault must be assessed. Blackened stamens also generally indicate that the specimen is not fresh.

Substance — 15 points

Substance is a measure of the amount of moisture and starch in the petals and is an expression of the freshness of the bloom. It constitutes texture, crispness and firmness of the petals. It determines the degree of stability and durability of form and the keeping quality of the bloom. Good substance is exemplified by the velvety appearance of many red roses, the opalescence of the pastels, and the sparkle and sheen displayed by fresh white and yellow roses.

The first evidence of a loss of substance is a transition from the satiny smoothness and shiny translucence of the petal surface to a slightly dull appearance. As moisture continues to escape, the surface may become crinkled, especially on the edge of the outermost petals. Although the judge is forbidden to touch the bloom, the petals appear to be limp instead of stiff and crispy. Color change accompanies loss of substance. The color of the bloom will change as the pigments become more concentrated, and the judge is obliged to penalize for both color and substance loss because one is influenced by the other. The ultimate loss of substance is a wilted flower.

Other parts of the specimen must be examined for substance as well. The foliage should not appear wilted or droopy. In open blooms and varieties whose exhibition stage is fully open the stamens must be bright and fresh and must stand up stiffly, not curl under. In addition to color loss, a decline in substance will also affect form, causing petals to droop. Thus, although substance itself accounts for only 15 of the 100 points allotted to the ideal rose, it is inextricably tied to the elements of form and color.

Stem and Foliage — 20 points

The only prime element that does not consider the bloom is stem and foliage. The stem should be straight with intact prickles, of proper length (*see "Balance and Proportion"*), and should support the bloom and foliage. The stem should be adequate to hold the bloom upright above the stem and foliage without undue bending.

The foliage must be clean, healthy, free from insect damage, fungus infection, dirt, and spray residue. Even though evaluation of stem and foliage does not consider the characteristics of the bloom, the bloom cannot be completely ignored when evaluating the stem and foliage because the judge must determine if the foliage frames the bloom. The sepals are considered part of the bloom, not part of the foliage.

The semi-circular or half-moon-shaped cuts made in the foliage by leafcutter bees are not faults and should not be penalized. Leafcutter bees are important pollinators. Unlike other insects, they do not feed on the foliage. Leaf cutter bees use the foliage they cut out to line their nests and, consequently, do only limited damage to the foliage.

There are varieties whose growth habit produces crooked or "stair-step" stems. Although sometimes typical of the variety, such a stem is considered a fault, subject to penalization. Stems should be neither coarse nor gross, nor should they be too thin. The peduncle, as the upper extreme of the stem, should also be straight and able to support the weight of the bloom without undo nodding. The length and thickness of the peduncle is genetically determined. Look for an eye-pleasing presentation. An extraordinarily thick or long peduncle may be typical of a variety, but if it is distracting, it is considered a fault and subject to penalization.

Although stem and foliage only accounts for 20 points, it can cause penalization if it is distracting. The stem may be a basal growth emanating from, at, or near the bud union, or it may be lateral growth. The specimen is preferably not “stem-on-stem” (See *Chapter 4, Illustration No. 2*). Side growth coming from a leaf axil on the stem may be subject to penalization, depending upon the nature of the side growth. If it is sufficiently mature to show a stem, with or without a flower bud, it is subject to penalization (See *Chapter 4, Illustration Nos. 3 and 4*). Immature side growth without a stem, such as a leaf or leaflet shown in *Illustration No. 5*, is subject to penalization for poor specimen grooming practice.

The removal of side growth very early in the development of a side bud is good grooming technique and results in an innocuous scar, if any, and usually does not incur a penalty. Late removal of such growth may leave a noticeable scar, which may detract from the beauty of the exhibit and could be penalized, depending on the degree of distraction. Because the stem and foliage only account for 20 points, specimens that have faults in stem and foliage, such as torn or missing leaves, crooked stems, or disbudding scars, should not be overly penalized.

Prickles (thorns) removed from the stem above the rim of the rose vase will incur a penalty because, for most varieties, a stem without prickles is not typical of the variety. Prickles may be removed from any part of the stem that extends into the vase. What is present beneath the lip of the vase is of no consequence in judging. A judge may not remove a specimen from its vase for any purpose.

Rose leaves consist of three, five, seven, and even nine leaflets, with leaves with fewer leaflets at the upper portions of the stem and a greater number farther down. Some varieties may produce single or double leaflets at the uppermost portion of the stem. These leaflets are considered a fault only if they detract from the overall appearance of the specimen whether viewed from the top or side. If they do not detract, no penalization should be incurred. This also applies to the undeveloped leaf structures (bracts) that grow along the peduncle of many varieties. Some bracts are extremely large and may detract from the appearance of the bloom. Skillful exhibitors may trim such bracts so that no penalty will be assessed at all. It is all a matter of the visual impact that these factors have upon the viewing judge that will determine the degree of penalty, if any.

The absence of two or more leaves with five or more leaflets is neither a penalty nor a disqualification. This preference, which was originally intended to make sure the specimen had a reasonable stem length, disappeared in 1971, when Balance and Proportion was added as a prime element of judging in the first edition of the *Guidelines*. Any materials that indicate that five-leaflet leaves are required are obsolete and should be discarded.

The correct inquiry is: “Does the foliage frame the bloom?” When a specimen is viewed from the top, the bloom should be surrounded by a more or less circular frame of foliage with minimal gaps. In profile, the leaves should appear symmetrical in their stacking sequence and be evenly spaced. Thus, while the stem serves to support the bloom, the foliage acts as a natural frame for the enhancement of the bloom. Any deviation from these objectives of stem and foliage is cause for some penalization.

Balance and Proportion —10 Points

Balance and proportion considers whether the relative sizes of the bloom and the stem and foliage produce an aesthetically pleasing exhibit. Stem length is of critical importance. The stem must not be too long or too short, but there must be a proper relationship between it and the size of the bloom. Because bloom size is so variable, there is no ideal set stem length. Various “rules of thumb” have been devised and may be helpful, especially to the beginning judge. One “rule of thumb” is that for exhibition blooms the stem length should be

approximately six times the height of the bloom. This holds true both for large roses and for minifloras and miniatures.

However, there is no substitute for observation and experience. A huge bloom on a short stem or, conversely, a tiny flower atop very long stem presents an awkward appearance that is not difficult to discern. The element of balance and proportion provides the judge with an additional tool to evaluate the quality of an exhibit as a whole.

Balance and proportion, like beauty itself, is in the eye of the beholder. There is no prescribed circumference for a bloom, no standard stem length, no definitive spread of the foliage. Evaluation of balance and proportion is an acquired value judgment, an attribute that makes judging an art. A judge needs an innate sense of what is in balance and what is not. This also holds true for exhibits of sprays and collections.

Size — 10 Points

Size refers to the dimensions of the bloom. The judge must be familiar with the average size for the bloom of a specific variety. There may be times when the bloom of a particular variety is larger than usual for that variety. Such a bloom should be rewarded for its superiority in this element. Conversely, an undersized bloom of the same variety should be penalized appropriately. Considering the element of size when all other factors are equal, a good larger bloom would always prevail over a good smaller bloom of the same variety. Likewise, the larger bloom of a normally smaller-bloom variety will take precedence over a smaller bloom of a normally larger-bloom variety.

Size can be the determining factor for a winning rose. However, size alone should not sway a judge into ignoring the other important elements in judging the rose. When judging a group of roses that contains entries of different varieties, for example in judging a challenge class or for a court of honor, the judge should not favor blooms of varieties that produce larger blooms merely because their blooms are larger than the blooms of other entries under consideration. The size of each bloom must be compared to the size that is typical of that variety, not to the size of the other entries under consideration.

Size in miniature varieties is treated differently (*See Chapter 10, regarding size considerations in miniatures*). Consideration of size in sprays is two-fold, the size of the entire spray and the size of the individual florets (*See Chapter 8, Judging Floribundas and Polyanthas*).

CHAPTER 7

JUDGING HYBRID TEAS AND GRANDIFLORAS

Definition

The exhibition form of the hybrid tea is characterized by petals spiraling symmetrically from a high, pointed center to yield a solitary bloom borne on a long straight stem. Its abbreviation in rose references is HT.

The grandiflora rose is an American rose classification. It is a rose having hybrid tea bloom characteristics and with a tendency to produce multiple blooms like the floribunda. Its abbreviation is Gr.

Because the characteristics of the one-bloom-per-stem specimens of these two classes of roses are similar they are judged similarly. They are therefore grouped together in this discussion and in most show schedules. The term “hybrid tea” is used throughout this discussion and also refers to grandifloras.

The Hybrid Tea/Grandiflora Queen, King, and Princess of the Show (and other members of the Hybrid Tea/Grandiflora Court of Honor) are chosen from the hybrid tea and grandiflora one-bloom-per-stem classes. Hybrid tea and grandiflora sprays and hybrid tea and grandiflora open blooms are not eligible for the Hybrid Tea/Grandiflora Court of Honor.

General Considerations

Side buds on a one-bloom-per-stem hybrid tea or grandiflora are not a disqualification. (See *Chapter 4 and Illustrations No. 3 and 4.*) However, the condition may be so distracting that it prevents the judge from appreciating the overall beauty of the entry. In such cases, side buds are a fault in stem and foliage to be penalized only to the degree of its distraction. An immature leaf with no stem is also subject to penalization depending on the degree of distraction, if any. (See *Illustration No. 5.*)

Stem-on-stem on a one-bloom-per-stem hybrid tea or grandiflora is not a disqualification. (See *Chapter 4 and Illustration No. 2.*) However, if this condition distracts from the overall beauty of the exhibit, the entry should be penalized according to the degree of distraction. What is present beneath the lip of the vase is of no consequence in judging. A specimen may not be removed from its vase to examine it for stem-on-stem or for any other purpose. Removing a specimen from its vase to examine it for stem-on-stem is both unnecessary and improper.

Judges should not overly penalize entries that have immature side buds and/or stem-on-stem. Stem and foliage only accounts for 20% of the total score. All things being equal, an entry without immature side buds and without stem-on-stem is considered to be superior to an entry with immature side buds and/or stem-on-stem. Entries that have multiple stem-on-stem are permitted, but may be penalized according to the degree of distraction caused by the multiple stem-on-stems, if any.

JUDGING ONE-BLOOM-PER-STEM HYBRID TEAS AND GRANDIFLORAS

Point Scoring

FORM.....	25
COLOR	20
SUBSTANCE	15
STEM AND FOLIAGE	20
BALANCE AND PROPORTION	10
SIZE	10
TOTAL.....	100

The values allotted to the six prime elements of judging are maximum values for absolute perfection. Leeway must be allowed for the possibility of encountering a better specimen of that variety.

Form

Classic hybrid tea or exhibition form, a bloom gracefully shaped with the petals symmetrically arranged in an attractive circular outline tending to a high center, is allotted the greatest number of points of the point scoring system. In order to judge the form of a rose, it must be viewed from the top and from the profile.

From the top the outer petals of the bloom should display a circular outline. The inner petals should begin at a point in the center and gracefully spiral toward the outer row of petals in a symmetrical pattern, with the distance between the rows of petals evenly spaced with no evident gaps. (*See Illustration No. 6.*) The greater the number of petals in the specimen, the farther open the bloom should be. This can more readily be determined by viewing the bloom in profile.

When viewed from above, the center should appear high and well defined. A bloom must have attained a sufficient degree of openness so that the judge can determine that a high pointed center without imperfections is present. A bloom that has not attained this degree of openness must be penalized as lacking proper form. There should be no evidence that the center is balled (with the center petals turning inward), snubbed, confused, or split (petals arranged forming a cleavage resembling two or more centers. (*See Illustration No. 7.*) A recurved petal, a petal near the center of the bloom that curves back on itself, is a form fault and should be penalized depending on the degree of distraction. (*See Illustration No. 8.*) A lopsided bloom, regardless of the other favorable features it may have, is a fault of form and should be penalized.

It is perfectly acceptable for the exhibitor to remove faulty petals. As a general rule, the exhibitor may remove anything from a specimen without penalization, so long as the result is undetectable by the judge and a better bloom is produced. A petal remnant can be disturbing and subject to penalization. On the other hand, nothing may be added to “improve” a specimen. A specimen to which a foreign substance has been added is disqualified. (*See Chapter 4.*)

Blooms can be described as being “many-petaled” or “fewer-petaled”. However, these are very subjective terms. Every variety has its own opening characteristics, and the number of rows of petals that should be open, as described above, is an approximation to serve only as a guideline. Varieties vary significantly in opening characteristics, and each variety achieves perfection of form in different stages of openness.

Many-Petaled Roses

In the many-petaled roses, the bloom should be two-thirds to three-fourths open. This rather subjective guideline can best be estimated by the number of rows of unfurled petals, in this case four to five rows. A specimen must have attained a sufficient degree of openness for the judge to be able to determine that a high-pointed center does exist without imperfections. Any bloom that has not achieved this degree of openness must be penalized for lack of proper form. Some varieties, because of their opening characteristics, present their most appealing profile when the outer row of petals fall slightly below the horizontal plane. In these cases, the judges must be able to distinguish between this normal opening behavior and drooping petals caused by age and lack of substance. In any case, a symmetrical form is created by unfurling petals that are evenly spaced. Gaps and/or lopsided petal formation would be penalized on form.

In profile, the true beauty of the hybrid tea form is most apparent. When viewed in profile, except as noted above, preferably no petals fall below the horizontal plane. (See *Illustration Nos. 10 and 11.*)

Unless the specimen is part of a challenge class, it is permissible to view the profile by raising the vase so that the bloom is at eye level and turning the vase and specimen with the vase as the pivotal point. The bloom itself must never be touched in any way for any reason. The desired shape is conical as the bloom extends from the high-pointed center down to the broad base of unfurled petals on a horizontal plane (See *Illustration No. 9.*), but these shapes and corresponding profile views are not the same for all roses. Most hybrid teas have a sufficient number of petals so that the outer row lies in a horizontal plane at the proper degree of openness. (See *Illustration Nos. 10 and 11.*)

Fewer-Petaled Roses

Some varieties that have fewer petals are capable of demonstrating the high-pointed center. For the most part, these fewer-petaled varieties are at their most beautiful stage at one-third to one-half open, which translates to at least three or four rows of petals flaring out from the center. When viewed in profile, these varieties may not have their outer rows of petals at the horizontal plane. There will probably be varying degrees at which the outer petals will angle up from the horizontal. (See *Illustration No. 11.*)

There are rare instances of a fewer-petaled variety being most appealing at the one-third to one-half open stage, just beyond the bud stage, with only two to three rows of petals unfurling in the classic hybrid tea form. However, the bloom must be beyond the bud stage in its degree of openness. (In judging and exhibition parlance, a bud is that stage of development having the sepals fully separated and folded down to the peduncle, the petals just beginning the slightest unfurling, and the configuration of the center usually not fully evident.)

Quilling and Other Petal Formations

The arrangement of unfurling petals should be symmetrical and evenly spaced, with no apparent gaps or voids. The outline of the outer petals should be circular, and many varieties conform to this desirable quality. However, the petals of some varieties roll to form a point, known as quilling. When viewed from the top, such varieties may display a star-shaped outline with four, five or six points to the star (each quilled or rolled outer petal being considered an individual point). The more points that appear to be touching the imaginary circular outline, the better form the bloom possesses: the fewer that touch, the more severe the penalty.

Some varieties even show a rectangular configuration of the outer petals caused by quilling of the outer petals at the same time. Some varieties exhibit a triangular view from the top. The degree of penalization assessed by such formations depends entirely upon how close the imaginary circular outline is achieved and whether or not distracting voids are evident.

Color

As with all classes of roses, petal color should be bright, clear, clean, and typical of the variety. Color striping that is a characteristic of the variety, distinct from the green or white color fault streaking, is not a fault. The stripes should be uniformly distributed along the petals and around the bloom to preserve color symmetry. White or green streaks on the outer petals of a specimen are subject to penalization. Many hybrid tea and grandiflora blooms, particularly the reds, react negatively to refrigeration by attaining a bluish cast known as “bluing” and are subject to penalization. Review the portion of Chapter 6 referring to color for more detail.

Substance

Review the general characteristics of substance in Chapter 6. The judge must be particularly alert to varieties that normally present a crinkled petal edge and not fault such a bloom for lack of substance.

Stem and Foliage

Review the general characteristics of stem and foliage in Chapter 6 and the discussion of stem-on-stem in Chapter 4.

The stem should be straight with intact prickles and should support the bloom and foliage. The foliage must be clean, healthy, and free from insect damage, fungus infection, dirt, and pesticide spray residue, and should frame the bloom. The presence or absence of two or more five-leaflet leaves is irrelevant. The correct inquiry is whether the foliage frames the bloom. Even though evaluation of stem and foliage does not consider the characteristics of the bloom, the bloom cannot be completely ignored when evaluating the stem and foliage because the judge must determine if the foliage frames the bloom.

The judge should refrain from being so impressed with the foliage that the bloom escapes a thorough evaluation. The bloom accounts for 70 percent of points assigned to an exhibit and stem and foliage only 20 percent. Because the stem and foliage only account for 20 points, specimens that have faults in stem and foliage, such as torn or missing leaves, crooked stems, or disbudding scars, should not be overly penalized.

Balance and Proportion

It is most important that the length of stem be proportional and in balance with the size of the bloom that it supports. Too long or too short a stem may be cause for penalization depending on the degree to which it disturbs the balance and proportion of the exhibit. Review the general characteristics of balance and proportion in Chapter 6.

Size

Review the general characteristics of size in Chapter 6. When all other elements are equal with two specimens of the same variety, size can play an important part in determining the better exhibit. However, when judging a group of roses that contains entries of different varieties, for example in judging a challenge class or for a court of honor, the judge should not favor blooms of varieties that produce larger blooms merely because their blooms are larger than the blooms of other entries under consideration. The size of each bloom must be compared to the size that is typical of that variety, not to the size of the other entries under consideration.

JUDGING SINGLE HYBRID TEAS AND GRANDIFLORAS

The minimum number of petals possessed by blooms of the genus *Rosa* is four. A single HT is defined by the Classification Committee as having a petal count of 4-8 petals. This should not to be confused with a “one-bloom-per-stem” specimen which is sometimes

erroneously called a “single bloom”. Single hybrid teas are usually exhibited in classes designated for “single blooms”. A single hybrid tea bloom is considered to be at its most perfect phase of possible beauty when fully open. Because the form of a single hybrid tea deviates so drastically from the ideal exhibition form of a hybrid tea, these specimens are normally precluded from becoming Hybrid Tea/Grandiflora Queen of Show or receiving any other Hybrid Tea/Grandiflora Court of Honor awards.

The show schedule may allow a single hybrid tea to be exhibited as an individual bloom, and/or as a spray. When shown as a one-bloom per-stem specimen, the petals of the open bloom should lie uniformly flat (horizontal) and be evenly spaced. The stamens must be visible, as they become a part of the form consideration (*See Judging Open Bloom Hybrid Teas and Grandifloras below*). In fully open single blooms, the stamens and the anthers they support often have distinctive color characteristics from yellow to orange to brown, even purple, which must enter into the judging of the entire specimen. If the anthers of a specimen have blackened, a penalty for a color fault must be assessed.

When shown as a single hybrid tea spray, unwanted growth may be removed and the specimen may be disbudded to eliminate an excess of buds. Ideal single rose sprays have many open blooms and the desired circular outline of the spray.

JUDGING DECORATIVE HYBRID TEAS AND GRANDIFLORAS

Not all hybrid teas and grandifloras present exhibition form, yet they express a beauty of their own but can rarely compete with exhibition form. They are often referred to as “decorative” roses. Instead of the high-pointed center, they usually present a flat, cupped or even sunken center. Instead of a symmetrical spiral of petals, they may display a more “informal” configuration of ruffled petals.

Although the “exhibition” form will win over the “decorative” form, the judge must not pass by a decorative rose without consideration. Ribbons, including blue ribbons, are certainly appropriate for “decorative roses” which are presented at their most pleasing aspect for the particular variety. The fact that a hybrid tea is normally a decorative rose should not prevent a superior specimen from reaching the Hybrid Tea/Grandiflora Court of Honor.

JUDGING HYBRID TEA AND GRANDIFLORA OPEN BLOOMS

Although exhibition form is the ideal, many hybrid tea and grandiflora roses also demonstrate great beauty when fully open. Most rose show schedules accommodate these roses in a special class for open blooms. The term “open bloom” is preferred over “full blown,” which is sometimes used to describe this stage.

All the prime elements of judging except form are evaluated the same way for open blooms as they are for exhibition stage blooms. Obviously, an open bloom is not at “exhibition stage” and cannot be judged by the same criteria of form. The open bloom should be open yet still fresh with bright fresh stamens. The judge looks for the same symmetry of the petals with a circular outline of the outer petals with the stamens exposed. Petaloids, which are immature or incompletely formed petals, often form on the innermost row of petals and can only be seen in an open bloom. Petaloids may enhance or detract from the beauty of a specimen. The exhibitor is free to remove them, but it must be done skillfully without leaving a remnant and must not adversely affect the symmetry of the open bloom.

The ideal form for an open bloom is with all or most of the petals lying more or less flat on a horizontal plane but still fresh, with good substance, and bright, fresh stamens exposed. Sometimes, to give greater exposure to the stamens or to convert a bloom that is past exhibition stage to an open bloom, the exhibitor may remove the petaloids and even inner petals and/or try to push the bloom open. Because many of the remaining petals do not lie on a horizontal plane,

the specimen has a “tunnel” appearance as if the center has been scooped out to expose the stamens. This is a cause for penalization of form.

JUDGING HYBRID TEA AND GRANDIFLORA SPRAYS

A spray is defined as a specimen with two or more blooms on a stem. One bloom flanked by one or more unopened buds is not a spray and should be eliminated from consideration for any award for a spray because it is not a spray.

Hybrid tea and grandiflora sprays should be judged by the same standards as floribunda sprays (*See Chapter 8 Judging Floribunda and Polyantha Specimens*). Because hybrid teas and grandifloras have the classical high-centered form, ideally all of the individual florets in such a spray should be in the “exhibition stage” if this is typical of the variety. Penalization may be assessed according to the degree of departure from this ideal condition. However, an exhibit of a hybrid tea or grandiflora spray displaying some stages of bloom should not be excluded from consideration. The “ideal” spray of an exhibition form hybrid tea or grandiflora showing all blooms at the same stage would take preference over one showing stages of bloom, if all other elements are equal. Consideration of size relative to sprays is two-fold, the size of the entire spray and the size of the individual florets.

JUDGING CLIMBING HYBRID TEAS AND GRANDIFLORAS

The climbing sports of hybrid tea and grandiflora roses may not be entered in the climber class. They must be exhibited in the hybrid tea and grandiflora classes of their non-climbing counterparts, are judged by the same standards as their non-climbing counterparts, and are eligible for Hybrid Tea/Grandiflora Queen of the Show and other Hybrid Tea/Grandiflora Court of Honor awards. Varieties classified as climbing hybrid teas or grandifloras that do not have non-climbing counterparts must also be exhibited in the hybrid tea and grandiflora classes. The schedule should be clear as in which classes these varieties must be exhibited.

HYBRID TEA AND GRANDIFLORA AWARDS

The following blue-ribbon winners are eligible for the Hybrid Tea/Grandiflora Queen, King and Princess: one-bloom-per-stem hybrid teas, climbing one-bloom-per-stem hybrid teas, one-bloom-per-stem grandifloras, and one-bloom-per-stem climbing grandifloras. The best three roses in these classes are eligible for the ARS Gold, Silver, and Bronze Certificate Awards for Hybrid Tea/Grandiflora Queen, King, and Princess of the Show, respectively. The number and titles of any additional specimens to make up a Court of Honor are at the discretion of the local show committee.

If blue-ribbon winners from the novice, junior, and/or small garden classes are eligible for a Court of Honor, more than one specimen of a particular variety could be selected for the Court of Honor. There is no ARS rule that would prevent more than one specimen of the same variety from being on a Court of Honor. In addition to the Medal Certificates for the one-bloom-per-stem specimens, the ARS offers the following certificates for the best blue-ribbon winners in each of the following categories:

Hybrid Tea Spray

Grandiflora Spray

Large Rose Single Bloom

Large Rose Open Bloom (formerly the Hybrid Tea Open Bloom)


The Best Hybrid Tea Open Bloom Certificate has been changed to the Best Large Rose Open Bloom Certificate. Open blooms of hybrid teas and grandifloras are eligible for this award. At the option of the local show committee, open blooms of other types of large roses, such as

floribundas, also may be eligible to receive this award. Only varieties in which the exhibition stage is not fully open are eligible for this award.


Certificates are also offered for challenge classes and collections that may comprise hybrid teas and/or grandifloras. See *Chapter 14, Judging Challenge Classes and Collections*, for a list of these awards.




**FORM (TOP VIEW)
(Illustration No. 6)**




FORM - SPLIT CENTER
(Illustration No. 7)



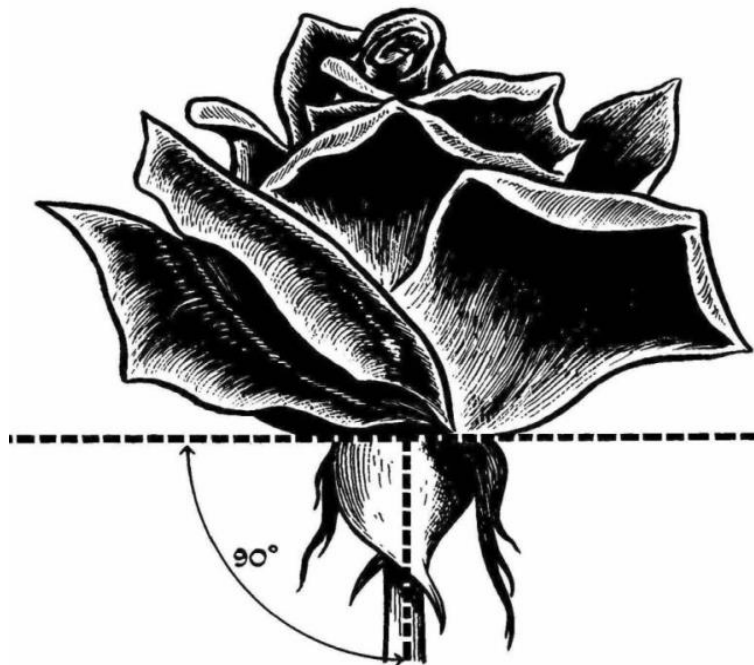
FORM - RECURVED PETAL
(Illustration No. 8)



FORM – DEGREE OF OPENNESS (PROFILE VIEW)
(Illustration No. 9)



FORM – DEGREE OF OPENNESS (PROFILE VIEW)
(Illustration No. 10)



FORM – DEGREE OF OPENNESS (PROFILE VIEW)
(Illustration No. 11)

CHAPTER 8

JUDGING FLORIBUNDAS AND POLYANTHAS

Definition

Floribundas are cluster-flowered roses as opposed to the one-bloom-per-stem roses. The class originated as a cross between the hybrid tea and the polyantha. The bloom cluster is called the inflorescence and consists of a number of individual blooms or florets. The term spray is sometimes used synonymously with inflorescence or cluster. A spray is described as a group of florets emanating from the main or lateral stem that contribute to the total inflorescence. Thus, an inflorescence is composed of one or more sprays of florets. It has become common practice in show schedules and ARS awards to use the term “spray.” For the purpose of simplicity, the term “spray” is used in this manual instead of inflorescence or cluster. The abbreviation for floribunda in rose references is F.

Polyanthas, a forerunner of the floribunda class, may produce 50 or more small florets in a large spray. The abbreviation for polyantha in rose references is Pol.

General Considerations

Although floribunda and polyantha sprays do not have to be disbudded, some disbudding can be done to improve the overall appearance of a specimen. The center bud of a spray is often removed to encourage a more even opening of the remaining florets. Side buds along the cane may also be removed to avoid lateral growth from terminating above or below the main spray. Disbudding is not penalized if carefully done.

Residual stubs and black scars at the disbudding site can detract from the specimen and are a fault in stem in foliage. Stem-on-stem on either a floribunda or polyantha is a potential fault in stem and foliage and should be penalized according to the degree of distraction, if any. Because stem and foliage only account for 20 percent of the total points, specimens that have faults in stem and foliage such as torn or missing leaves, crooked stems, stem-on-stem, or disbudding scars, should not be overly penalized.

Point Scoring

The same point values allotted to the six prime elements of judging for other classifications apply to floribundas and polyanthas. (*See Chapters 5 and 6.*) Remember that the values allotted to the prime elements of judging are maximum values for absolute perfection. Leeway must be allowed for the possibility of encountering a better specimen of that variety.

JUDGING FLORIBUNDA AND POLYANTHA SPRAYS

A spray is defined as two or more blooms on a stem. One bloom flanked by one or more unopened buds is not a spray. Such an entry should be eliminated from consideration for any award for a spray, and, if possible, moved to an appropriate class.

There are two important considerations in judging the form of sprays: (1) the overall shape and configuration of the spray; and (2) the form of the individual florets.

Overall Form

Overall form refers to the visual impact of the spray. The effect must be pleasing to the eye. The other five prime elements of judging weigh heavily on overall visual impact and each must be considered individually. But initial visual impact is determined before a closer look. The ideal spray should be symmetrical from both the top and side views. From the top the florets should be arranged in a regular outline, which may be circular, oblong, rectangular,

triangular or any other geometric shape so long as maximum symmetry is maintained. There should be no gaps or irregular spaces between florets. (See *Illustration No. 12.*) Uniformity of appearance is the key to judging overall form. When viewed from the profile, maximum uniformity is again the ideal. The spray may appear flat with all of the florets at the same level, or rounded with the center florets slightly higher than those at the outer edge to present a rounded or domed appearance. (See *Illustration Nos. 13 and 14.*) Often, if some disbudding is not done, there will be growth either above or below the main spray. This is subject to penalization for form, depending on the degree of distraction. (See *Illustration No. 15.*)

Each individual spray of an inflorescence need not arise from the same leaf axil. It can come from one or more axils below the main stem, so long as it contributes to the overall pleasing visual impact of the inflorescence as described below. (See *Illustration No. 16.*)

To present an overall pleasing appearance, the exhibitor may eliminate spent blooms and/or unwanted growth as well by disbudding as described earlier. A penalty for form and/or stem and foliage may be imposed if such grooming is not skillfully done, depending on the degree of impairment. However, good grooming practices should not be penalized.

Individual Floret Form

All floret forms, from that of the exhibition form, to the single bloom, to the decorative bloom, to the informal Old Garden Rose, are found in floribundas. Those varieties that exhibit exhibition form should present blooms that follow hybrid tea standards and are judged as such. Varieties that tend to exhibit all of their blooms fully open at the same time should demonstrate that characteristic to obtain the maximum number of points. In each of these cases, the specimens that show the largest number of individual florets at the exhibition stage for that variety should be given preference over those that do not. No preference is given to those varieties that have exhibition form.

Color

The color of a floribunda is judged by the color standards applied to every other class of roses. Petal color must be typical of the variety. Because some varieties may bear florets in the fully open stage, special attention must be given to stamen color.

Substance

Petal crispness and freshness is a standard characteristic of substance. Review the general characteristics of substance in Chapter 6.

Stem and Foliage

The stem should be straight and strong enough to support the spray without a distracting nod. The stem and foliage should be clean and free of spray residue, dirt, and evidence of disease and insect damage. When viewed from the top, the spray may block the judge's view of the framing foliage. The specimen should also be viewed in profile from all angles to see if a missing set of leaves or a torn leaflet disturbs aesthetics and to determine the symmetry of the specimen. A pleasing appearance is the criterion being sought. Immature side growth at the leaf axils can be distracting and a penalty is in order to the degree of distraction.

Balance and Proportion

The judging of balance and proportion in sprays differs from that in hybrid teas because not as much stem and foliage is required to balance a spray as is required to balance a solitary bloom. In many instances, two sets of leaves below the lowest lateral cane are sufficient because there are additional sets of leaves at the axils from which each lateral spray originates (See *Illustration No. 13.*) To achieve true balance would require a stem that was too long and too thick to be aesthetically pleasing. Whether the overall appearance of an exhibit is pleasing

or disturbing because of stem length and the density of the foliage (or lack of it) resides with the judge's sense of aesthetics.

There are many instances in which a spray is comprised of so many lateral sprays that it appears out of balance with only two sets of leaves. Thus, the judging of balance and proportion of such a specimen rests with the aesthetic senses of the judge.

A spray of massive proportions seldom, if ever, makes a satisfactory exhibit. To achieve balance would require a stem that was too long and too thick to be aesthetically pleasing. Such a specimen usually cannot be contained in the exhibition vase because of its size. Any attempt to overcome this imbalance by shortening the stem would result in a specimen even more distracting to the eye.

Size

As with form, there are two important considerations in judging size in sprays: (1) the size of the overall spray: and (2) the size of the individual florets.

Overall spray

The size of the spray and the number of florets it may contain differ widely among varieties. Some varieties may bear a spray a foot across, while others may normally be a third of that. Some may have dozens of florets and others, three to five. If the specimen is larger than a typical specimen of that variety, but still within the bounds of pleasing balance and proportion, it should be rewarded. When comparing two specimens of the same variety, the more florets at exhibition stage, the better. All other things being equal, a spray that is larger than typical for a specific variety would be given more consideration than a spray of average size for the same or another variety.

Individual Florets

Floret size should be typical of the variety. Anything less than average size is subject to penalty: anything larger should be rewarded, again if within the bounds of pleasing aesthetics.

JUDGING ONE-BLOOM-PER-STEM FLORIBUNDAS

A floribunda may be exhibited as a one-bloom-per-stem specimen if a special class is provided in the schedule. One-bloom-per-stem floribundas should never be exhibited in the same classes as sprays or intermixed with hybrid tea and grandiflora one-bloom-per-stem specimens. However, if the schedule permits, one-bloom-per-stem floribundas may be included with hybrid tea and grandiflora one-bloom-per-stem specimens in challenge classes and collections that call for two or more one-bloom-per-stem specimens.

The one-bloom-per-stem floribunda is not eligible for Hybrid Tea/Grandiflora Queen of Show or any other award on the Hybrid Tea/Grandiflora Court of Honor. They are eligible for a separate award, the Best Floribunda One-Bloom-Per-Stem.

Many types of flower forms are found in the florets of floribundas: exhibition form; single, semi-double, and other decorative forms; and the informal Old Garden Rose form. As with all classes of roses, each specimen should be judged by the standards of its own variety. Unlike in the judging of hybrid teas and grandifloras, in the selection of the Best Floribunda One-Bloom-Per-Stem, no preference is given to those blooms that have exhibition form.

Because of the relatively small size of the individual florets, polyanthas are not normally exhibited as one-bloom-per-stem specimens. They are the only class of roses in which specimens are normally only exhibited as sprays.

JUDGING FLORIBUNDA OPEN BLOOMS

Some schedules may include a class for floribunda open blooms. Alternatively, open bloom hybrid teas, grandifloras, and floribundas may be exhibited in the same class. The open bloom floribundas are judged by the same standards as hybrid tea and grandiflora open blooms. (See “*Judging Open Bloom Hybrid Teas and Grandifloras*” in Chapter 7.)

Those floribunda varieties that are at their best as open blooms, that is, those whose exhibition stage is fully open, typically single and semi-double varieties, must be exhibited in classes for one-bloom-per-stem floribundas, not in the class for floribunda open blooms.

FLORIBUNDA AND POLYANTHA AWARDS

The best three entries in the floribunda spray classes are eligible for the ARS Gold, Silver, and Bronze Floribunda Spray Certificate Awards for best, second best, and third best floribunda sprays, respectively. The number and titles of any additional specimens to make up a Floribunda Spray Court of Honor are at the discretion of the local show committee. Polyanthas are not eligible for any floribunda award. In addition to the Medal Certificates for the Floribunda Spray specimens, the ARS offers the following certificates to the best of the blue-ribbon winners in each of the following categories:

Floribunda Spray (used only if the Floribunda Gold, Silver, and Bronze Certificates are not used)

Floribunda One-Bloom-Per-Stem

Polyantha Spray

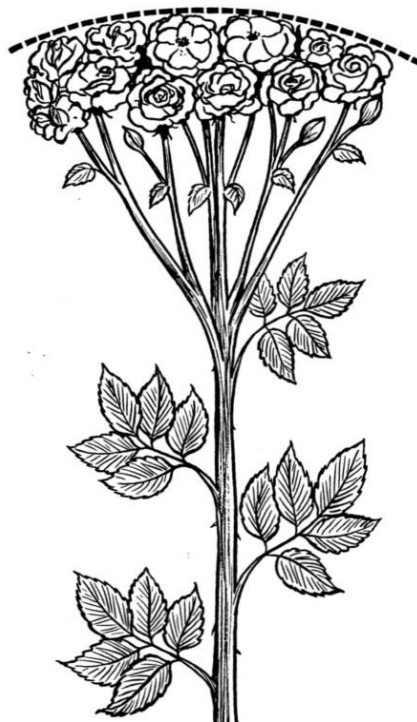
At the option of the local show committee, floribunda open blooms may be eligible for the Best Large Rose Open Bloom Certificate



Form – Spray (Top View)
(Illustration No. 12)



FORM – SPRAY (PROFILE VIEW)
(Illustration No. 13)



Form – Spray (Profile View)
(Illustration No. 14)



FORM – SPRAY FAULTS (PROFILE VIEW)
(Illustration No. 15)



FORM – SPRAY (SPRAY FORMED BY SEVERAL SPRAYS)
(Illustration No. 16)

CHAPTER 9

JUDGING MINIFLORAS

Definition

The miniflora classification is a newer, American classification. The term was donated to the ARS by hybridizer J. Benjamin Williams. The American Rose Society created the classification in 1999 to include cultivars in which bloom and bush size are too large to be classed as miniatures but not large enough to be classified as large roses. The class shows many characteristics of the hybrid teas in both form and in a tendency to bloom as a one-bloom-per-stem specimen. The class name is now in the public domain and should be written as miniflora. The abbreviation for the class in rose references is MinFI. Miniflora rose specimens may be shown as one-bloom-per-stem specimens, as sprays, or as open blooms.

Point Scoring

The same point values allotted to the six prime elements of judging for other classifications apply to minifloras. (See *Chapters 5 and 6.*) Remember that the values allotted to the prime elements of judging are maximum values for absolute perfection. Leeway must be allowed for the possibility of encountering a better specimen of that variety.

General Considerations

All the rules that apply to hybrid tea and grandiflora one-bloom-per-stem specimens apply to one-bloom-per-stem miniflora specimens. (See Chapter 4.) Neither side buds nor stem-on-stem is a disqualification. However, if either of these conditions is distracting, the entry may be penalized, depending on the degree of distraction.

Side buds and stem-on-stem are a fault in stem and foliage. Judges should not overly penalize entries that have side buds or stem-on-stem. Stem and foliage account for only 20% of the total score. All things being equal, an entry without side buds and without stem-on-stem is considered to be superior to an entry with side buds and/or with stem-on-stem.

JUDGING ONE-BLOOM-PER-STEM MINIFLORAS

Form

Miniflora blooms can show exhibition form as well as decorative forms. The form element for miniflora one-bloom-per-stem specimens follows that of the hybrid tea, but on a reduced-size scale. (See *“Form” in Chapter 7, Judging Hybrid Tea and Grandiflora Specimens*.)

Color

The color spectrum exhibited by miniflora roses is as wide and diverse as that of other rose classes. Petal color should be bright, clear, clean, blemish-free, and typical of the variety. The green and white streaks often found in white and red roses, respectively, are color faults and should be penalized according to the degree of distraction. However, color-stripping characteristic of some varieties is not a fault, but the striping should be uniformly distributed throughout the petalage to preserve color symmetry (See *“Color” in Chapter 7*).

Substance

Petal and foliage crispness is an indication of healthy substance. The general characteristics of substance that apply to all rose specimens are discussed in Chapter 6.

Stem and Foliage

The general characteristics of stem and foliage that apply to all rose specimens are given in Chapter 6. Because the stem and foliage only account for 20 percent, specimens that have faults in stem and foliage, such as torn or missing leaves, crooked stems, disbudding scars, or stem-on-stem, should not be overly penalized.

Balance and Proportion

The general characteristics of balance and proportion are given in Chapter 6. It is most important that the length of stem be proportional and in balance with the size of the bloom that it supports, a characteristic that resides in the eye of the judge. There are no mathematical guidelines for stem length versus bloom size, but a stem that is that is too long or too short to present a pleasing appearance is out of balance and proportion and subject to penalization. A stem that is too thick or too thin (spindly) can be a distraction to the overall appearance of the specimen and is subject to penalization.

Size

Bloom size is judged in the same manner as the hybrid tea specimen (*See Size in Chapter 6*). All other things being equal the larger bloom of the same variety should be rewarded. Just as with hybrid teas, there is great variation in bloom size between different varieties. Bloom size and balance and proportion must be considered a part of the total evaluation - the one invariably affects the other.

When judging a group of roses that contains entries of different varieties, for example in judging a challenge class or for a court of honor, the judge should not favor blooms of varieties that produce larger blooms merely because their blooms are larger than the blooms of other entries under consideration. The size of each bloom must be compared to the size that is typical of that variety, not to the size of the other entries under consideration.

JUDGING SINGLE MINIFLORAS

Single miniflora blooms are judged by the same standards as those applied to single hybrid tea blooms. (*See, Chapter 7, Judging Single Hybrid Teas and Grandifloras.*)

JUDGING DECORATIVE MINIFLORAS

Those miniflora varieties that do not have exhibition form, but display a more informal or Old Garden Rose-like form, are often called “decorative” roses. They do not possess the classical high-pointed center but instead may be flat, cupped, or with a sunken center. These roses, while not having the qualities that define exhibition form, are nevertheless candidates for all ribbons, including blue. The fact that the variety is a decorative rose should not prevent a superior specimen from reaching the Miniflora Court of Honor.

JUDGING MINIFLORA OPEN BLOOMS

The miniflora open blooms are judged by the same standards as those applied to the hybrid tea open blooms. (*See Judging Open Bloom Hybrid Teas and Grandifloras in Chapter 7.*) The ideal form for an open bloom is with all or most of the petals lying more or less flat on a horizontal plane but still fresh, with good substance, and bright, fresh stamens exposed.

JUDGING MINIFLORA SPRAYS

Miniflora sprays should be judged by the same standards as floribunda sprays (*See Chapter 8, Judging the Floribunda and Polyantha Specimens*). A spray is defined as two or

more blooms on a stem. One bloom flanked by one or more immature buds is not a spray and is ineligible for any for any award for a spray.

The individual florets may possess exhibition or decorative form, depending on what is typical of that variety. Each specimen should be judged by the standards of its variety. No preference should be given to varieties that exhibit exhibition form. Judges must know the most perfect phase of beauty for the variety they are judging: for some it is 1/2 to 3/4 open while others are considered most beautiful at the fully open stage.

The spray may be shown with the blooms at the same exhibition stage of opening or in a stages-of-bloom type pattern, depending upon the variety. Judges must remember what is typical for the variety they are judging with respect to form and pattern of opening and penalize if the specimen deviates from this standard. The award for best miniflora spray should go to the specimen exhibiting outstanding attributes of that variety. Size is applied to both the individual florets and the overall spray. The entire spray is taken into consideration with regards to balance and proportion.

MINIFLORA AWARDS

The Miniflora Queen, King and Princess of the Show are selected from entries in the one-bloom-per-stem miniflora classes. The best three roses in these classes are eligible for the ARS Gold, Silver, and Bronze Miniflora Certificate Awards for Miniflora Queen, King, and Princess of the Show, respectively. The number and titles of any additional specimens to make up a Miniflora Court of Honor are at the discretion of the local show committee.

In addition to the Medal Certificates for the one-bloom-per-stem specimens, the ARS offers the following certificates to the best of the blue-ribbon winners in each of the following categories:

- Miniflora Spray
- Miniflora Single
- Miniflora Open Bloom

Certificates are also offered for certain miniflora challenge classes and collections. See Chapter 14, *Judging Challenge Classes and Collections*, for a list of these awards.

CHAPTER 10

JUDGING MINIATURES

Definition

The ancient origin of the miniature rose is unknown but probably dates back thousands of years to China. No miniature rose species has ever been found growing in the wild. The miniature reached Europe around 1815, dropped into obscurity, and then reemerged in Switzerland where it was found growing in pots on the windowsills of chalets. Miniature roses are not “bonsaied” large roses. They are miniature in every sense of the word, proportionally scaled down versions of the larger roses with regard to canes, prickles, foliage, and blooms. The abbreviation for this class is Min. Miniature roses may be shown as one-bloom-per-stem specimens, as sprays, or as open blooms.

Point Scoring

The same point values allotted to the six prime elements of judging for other classifications apply to miniatures. (See *Chapters 5 and 6.*) Remember that the values allotted to the prime elements of judging are maximum values for absolute perfection. Leeway must be allowed for the possibility of encountering a better specimen of that variety.

General Considerations

All the rules that apply to hybrid tea and grandiflora one-bloom-per-stem specimens apply to one-bloom-per-stem miniature specimens. (See Chapter 4.) Neither side buds nor stem-on-stem is a disqualification. However, if either of these conditions is distracting, the entry may be penalized, depending on the degree of distraction.

Side buds and stem-on-stem are a fault in stem and foliage. Judges should not overly penalize entries that have side buds or stem-on-stem. Stem and foliage account for only 20% of the total score. All things being equal, an entry without side buds and without stem-on-stem is considered to be superior to an entry with side buds and/or with stem-on-stem.

JUDGING ONE-BLOOM-PER-STEM MINIATURES

Form

The miniature bloom can show exhibition form as well as decorative forms. The form element for miniature one-bloom-per-stem specimens follows that of the hybrid tea, but on a reduced-size scale. (See *“Form” in Chapter 7, Judging Hybrid Tea and Grandiflora Specimens*.)

Color

The color spectrum exhibited by miniature roses is as wide and diverse as that of other rose classes. Petal color should be bright, clear, clean, blemish-free, and typical of the variety. The green and white streaks often found in white and red roses, respectively, are color faults and should be penalized according to the degree of distraction. However, color-stripping characteristic of some varieties is not a fault, but the striping should be uniformly distributed throughout the petalage to preserve color symmetry. (See *“Color” in Chapter 7.*)

Substance

Petal and foliage crispness is an indication of healthy substance. The general characteristics of substance that apply to all rose specimens are discussed in Chapter 6.

Stem and Foliage

The general characteristics of stem and foliage that apply to all rose specimens are given in Chapter 6. Because the stem and foliage only account for 20 percent, specimens that have faults in stem and foliage, such as torn or missing leaves, crooked stems, disbudding scars, or stem-on-stem, should not be overly penalized.

Balance and Proportion

The general characteristics of balance and proportion are given in Chapter 6. It is most important that the length of stem be proportional and in balance with the size of the bloom that it supports. There seems to be a tendency for exhibitors to ignore the element of balance and proportion in miniature specimens. It is not uncommon to see a one half-inch (1.3 cm) tall bloom riding atop an eight-inch (20.3 cm) stem. If these same proportions were applied to a normal hybrid tea specimen, the bloom would be perched on top of a 36-inch (91.4 cm) stem, and the distortion of balance and proportion would be obvious to all. Be sensitive to the element of balance and proportion when judging miniature roses.

Size

In judging miniatures, the element of size carries some special considerations. Although larger is better in the case of hybrid teas, this is not the case for miniatures. Conversely, neither is smaller always better in the case of miniatures. There is a wide variation in bloom size in the class of roses designated as miniatures. In judging the element of size, typical of variety is of prime importance. Any rose assigned to the miniature class must be neither penalized nor rewarded in the size element if the size of the bloom is typical of the variety. If a miniature rose specimen is smaller or larger than typical, it should be penalized to the degree of distraction that this size deviation creates.

Some show schedules provide classes for “micro-minis.” “Micro-mini” is an unofficial, subjective term, not a classification recognized by the ARS. If this class is used, the term must be defined in the show schedule so that both the judges and the exhibitors will be able to determine which varieties or blooms are eligible for the class.

JUDGING SINGLE MINIATURES

Except for the element of size, discussed above, single miniatures are judged by the same standards as those applied to single hybrid teas. (*See Chapter 6, Judging Single Hybrid Teas and Grandifloras.*)

JUDGING DECORATIVE MINIATURES

Those miniature varieties that do not present the classical hybrid tea exhibition form, but display a more informal or Old Garden Rose-like form, are often called “decorative” roses. They do not possess the classical high-pointed center but instead may be flat, cupped, or with a sunken center. These roses, while not having the qualities that define exhibition form, are nevertheless candidates for all ribbons, including blue. The fact that the variety is a decorative rose should not prevent a superior specimen from reaching the Miniature Court of Honor.

JUDGING OPEN BLOOM MINIATURES

Except for the element of size, discussed above, open bloom miniatures are judged by the same standards as those applied to the open bloom hybrid teas. (*See Chapter 7, Judging Open Bloom Hybrid Teas and Grandifloras.*) The ideal form for an open bloom is with all or most of the petals lying more or less flat on a horizontal plane but still fresh, with good substance, and bright, fresh stamens exposed.

JUDGING MINIATURE SPRAYS

Miniature sprays are judged by the nearly same standards as floribunda sprays (See *Chapter 8, Judging Floribunda and Polyantha Sprays.*) The only difference is in the size of the individual florets. The florets should be typical of the variety, rather than the larger the better. A spray is defined as two or more blooms on a stem. One bloom flanked by one or more immature buds is not a spray and is ineligible for any award for a spray.

Miniatures are capable of displaying a variety of flower forms. The individual florets may possess the high-centered form of the hybrid tea, exhibiting all of the blooms in that form, or exhibiting the various stages of bloom. Likewise, the less formal, decorative form may be typical, in which case exhibition form would not be expected. Some varieties will be at their most pleasing when fully open.

Each specimen should be judged by the standards of its variety. Penalization may be assessed according to the degree of departure from the various “ideals” of a specific variety. No preference should be given to varieties that exhibit exhibition form. A variety displaying exhibition form is not necessarily superior to one displaying decorative form. The best exhibit is determined by knowing if it is a superior exhibit for that variety. Remember that the entire spray is taken into consideration in determining the values of size, form, and balance and proportion.

The consideration of size in sprays is two-fold, the size of the entire spray and the size of the individual florets. However, as with the one-bloom-per-stem miniature blooms, the florets that are smaller or larger than typical should be penalized to the degree of distraction that this size deviation creates.

JUDGING CLIMBING MINIATURES

The climbing sports of miniature roses may not be entered in the climber class. They must be exhibited in the regular miniature classes of their non-climbing counterparts, judged by the same standards as these roses, and are eligible for Miniature Queen of Show and other Miniature Court of Honor awards. Those varieties that are classified as climbing miniature varieties, which do not have a non-climbing counterpart, must also be exhibited in the miniature classes. The schedule should be clear as to where these varieties must be exhibited.

MINIATURE AWARDS

The Miniature Queen, King and Princess of the Show are selected from entries in the one-bloom-per-stem miniature classes. The best three roses in these classes are eligible for the ARS Gold, Silver, and Bronze Miniature Certificate Awards for Miniature Queen, King, and Princess of the Show, respectively. The number and titles of any additional specimens to make up a Miniature Court of Honor are at the discretion of the local show committee.

In addition to the Medal Certificates for the one-bloom-per-stem specimens, the ARS offers the following certificates to the best of the blue-ribbon winners in each of the following categories:

Single Miniature

Open Bloom Miniature

Miniature Spray

Certificates are also offered for certain miniature challenge classes and collections. See Chapter 14, *Judging Challenge Classes and Collections*, for a list of these awards.

CHAPTER 11

JUDGING CLIMBERS

Definition

There is no generic “climber” classification. Varieties classified as Large-Flowered Climbers (LCI), Hybrid Wichuranas (HWich), Hybrid Giganteas (HG), and Ramblers (R) are exhibited in the climber class. Alternatively, specimens from one or more of these classifications may be exhibited in separate classes in a section labeled climbers. For exhibition purposes, these groups are collectively referred to as “climbers”.

Climbing varieties of other classifications, *i.e.*, varieties classed as CI HTs, CI Min, CI F, etc., may not be shown in the climber class. They should be shown with the non-climbing varieties of their classification, *i.e.*, CI HT in the hybrid tea classes, CI Min in the miniature classes, CI F in the floribunda class, etc.

Point Scoring

The same point values allotted to the six prime elements of judging for other classifications apply to climbers. (*See Chapters 5 and 6.*) Remember that the values allotted to the prime elements of judging are maximum values for absolute perfection. Leeway must be allowed for the possibility of encountering a better specimen of that variety

General Considerations

The judging of climbers is especially challenging because this classification is based on growth habit rather than flower form. Consequently, all flower forms are found in this classification. In addition, specimens with only one bloom typically compete against sprays for ribbons and for the ARS certificate.

Each entry must be judged against the standards for its variety as well as against the standards for its classification. No preference should be given to specimens that display exhibition form. Sprays must be judged against the standards for sprays, and specimens with only one-bloom-per-stem must be judged against the standards for one-bloom-per-stem specimens.

Climbers may be exhibited as one-bloom-per-stem, with or without side buds or with multiple florets with side buds. There is no preference for judging purposes. Although disbudding is not required, side buds should enhance the overall beauty of the exhibit. Side buds that detract from the beauty of the exhibit should be penalized according to the degree of impairment. Side buds and other unwanted growth may be removed to improve the overall appearance of the exhibit.

The exhibitor may enter either a one-bloom-per-stem specimen or a spray of a particular variety in the climber class. Unless permitted by the show rules, the exhibitor may not exhibit both a one-bloom-per-stem specimen and a spray of the same variety in the same class. If there are separate classes for one-bloom-per-stem climber entries and sprays, the exhibitor may enter the same variety in each class, unless prohibited by the show rules.

Even though a climber cannot be disqualified for a stem-on-stem, it may distract from the overall beauty of the exhibit. In such cases, the entry should be penalized according to the degree of distraction. An entry without a stem-on-stem is considered to be superior to an entry with stem-on-stem, all other factors being equal.

New side growth, called lateral growth or simply laterals, arises as buds on mature canes erupt. Entries sometimes exhibit the main floret(s) with this lateral growth attached. The presence of such laterals usually contributes in a negative way to the overall beauty of the

exhibit as they could possibly be displayed on their own. Whether a specimen exhibits one or multiple stems, the primary consideration is the overall appearance. If multiple stems create a distraction, points should be deducted according to the degree of distraction.

JUDGING CLIMBER SPRAYS

Form

The same considerations that apply to the judging of floribunda sprays apply to the judging of climber sprays. (See *Chapter 8*.) There are two important considerations in judging climber spray form: (1) the overall shape and configuration of the spray; and (2) the form of the individual florets.

Individual Floret Form

Climbers may exhibit individual floret form that ranges from exhibition form, to the single bloom, to the decorative bloom, and to that of the informal Old Garden Rose. Those varieties that are capable of exhibiting exhibition form should present blooms that follow exhibition bloom standards and are judged as such. No preference is given to varieties that exhibit exhibition form. Varieties that tend to exhibit all of their blooms fully open at the same time should demonstrate that characteristic to obtain the maximum number of points. In all of these cases, the specimens that show the largest number of individual florets in the exhibition stage characteristic for that variety should be given preference over those that do not.

Overall Form

Overall form refers to the visual impact imparted by a spray. The effect must be pleasing to the eye. The other five prime elements of judging weigh heavily on overall visual impact and each must be considered individually. But initial visual impact is determined before a closer look. The ideal spray should be symmetric from both the top and profile views. From the top the florets should be arranged in a regular outline, which may be circular, oblong, rectangular, triangular or any other geometric shape so long as maximum symmetry is maintained. There should be no gaps or irregular spaces between florets (See *Chapter 7, Illustration No. 9*). Uniformity of appearance is the key to judging overall form.

When viewed from the profile, maximum uniformity is again the ideal. The spray may appear flat with all of the florets at the same level, or rounded with the center florets slightly higher than those at the outer edge to present a rounded or domed appearance (See *Chapter 8, Illustration Nos. 10 and No. 11*).

Climbers usually are not disbudded unless a degree of disbudding improves the overall appearance of a specimen. For example, the center bud of a spray is often removed to allow a more even opening of the remaining florets. Side buds along the cane may be removed to avoid lateral canes from interfering with the form of an established spray by terminating above or below the main spray. Often if some disbudding is not done, there will be growth either above or below the main spray. This is a distraction and is subject to penalization for form, depending on the degree of distraction (See *Chapter 8, Illustration No. 12*). Disbudding is not penalized if carefully done. However, residual stubs and black scars at the disbudding site that detract from the specimen should incur a stem and foliage penalization.

Each individual spray of an inflorescence need not arise from the same leaf axil. It can come from one or more axils below the main stem, so long as it contributes to the overall pleasing visual impact of the inflorescence as described below (See *Chapter 8, Illustration No. 13*).

To present an overall pleasing appearance to the spray, the exhibitor may eliminate spent blooms or unwanted growth as well as apply disbudding as described earlier. A penalty

for form and/or stem and foliage may be imposed if such grooming is not skillfully done, depending on the degree of impairment. However, good grooming practice should not be penalized.

Color

The color of a climber spray is judged by the color standards applied to every other class of roses. Petal color must be typical of the variety. Because some varieties may bear florets in the fully open stage, special attention must be given to stamen color typical of the variety.

Substance

Petal crispness and freshness is a standard characteristic in the judging of all roses. As with color, the substance of fully open florets includes that of the stamens as well as of the petals.

Stem and Foliage

The general characteristics of stem and foliage that apply to all rose specimens are given in Chapter 6. Because the stem and foliage only account for 20 percent, specimens that have faults in stem and foliage, such as torn or missing leaves, crooked stems, disbudding scars, or stem-on-stem, should not be overly penalized.

Balance and Proportion

The judging of balance and proportion in climber sprays differs from that in hybrid teas in that not as much stem and foliage is required to balance a spray compared with a solitary bloom. In many instances, two sets of leaves below the lowest lateral cane are sufficient because there are additional sets of leaves at the axils from which each lateral spray originates (*See Chapter 8, Illustration No. 13*). Whether the overall appearance of an exhibit is pleasing or disturbing because of stem length and the density of the foliage (or lack of it) resides with the judge's sense of aesthetics.

Size

There are two important considerations in judging size in a climber spray: (1) the size of the overall spray; and (2) the size of the individual florets.

Overall Spray

The size of the spray and the number of florets it may contain differs widely among varieties. If the spray is larger than typical, but still within the bounds of pleasing balance and proportion, it should be rewarded. When comparing two specimens of the same variety, the more florets at exhibition stage, the better.

Individual Florets

Floret size should be typical of the variety. Anything less than average size is subject to penalty; anything larger should be rewarded, if within the bounds of pleasing aesthetics.

JUDGING ONE-BLOOM-PER-STEM CLIMBERS

Climber specimens may be exhibited either as one-bloom-per-stem specimens or as sprays. There is no requirement that one-bloom-per-stem specimens be disbudded. However, buds may be removed to improve the overall appearance of the specimen. Because one-bloom-per-stem specimens and sprays are typically exhibited in the same class, a one-bloom-per-stem specimen, with or without side buds, should not be disqualified unless the class is explicitly limited to sprays.

One-bloom-per-stem climbers are judged by the same standards as other one-bloom-per-stem specimens. Blooms of some climber varieties exhibit exhibition form, while others display a more informal form. Each specimen should be judged by the standards of its variety, but no preference should be given to varieties that exhibit exhibition form. Typically, a spray would be given more consideration than a specimen of the same variety with only one bloom.

CLIMBER AWARDS

The ARS offers the following certificate for the best of the blue-ribbon winners in the climber category. Varieties classified as Large-Flowered Climbers (LCI), Hybrid Wichuranas (HWich), Hybrid Giganteas (HG), and Ramblers (R) are eligible for this award. Climbing varieties of other classifications, *i.e.*, varieties classed as CI HTs, CI Min, CI F, etc., are not eligible for this award.

Best Climber

CHAPTER 12

JUDGING SHRUBS

Definition

The American Rose Society established the shrub classification to include a large, diverse group of roses which do not predate 1867 and which do not fit easily into the other classifications. Shrubs are easily characterized by their sprawling habit and similarity to species and OGRs. For exhibition purposes, the American Rose Society has divided shrubs into two major groups, classic and modern.

Classic Shrubs

Those classifications designated as classic shrubs are listed below:

Hybrid Moyesii (HMoy)

Hybrid Musk (HMsk)

Hybrid Rugosa (HRg)

Kordesii (Kor)

There is no generic “classic shrub” classification in American Rose Society publications. Specimens classified as Hybrid Moyesii (HMoy), Hybrid Musk (HMsk), Hybrid Rugosa (HRg), and Kordesii (Kor) are entered in the classic shrub class.

Modern Shrubs

The American Rose Society has divided modern shrubs into three classifications:

English-Style (antique-style) (Eng)

Ground Cover (Gc)

Landscape Shrubs (S)

English-Style shrubs are typically recurrent blooming with generally upright growth and often disease-resistant foliage. The blooms are antique-style, resembling Old Garden Roses with double or very double petalage and decorative form. The blooms are typically fragrant. English-Style shrub should not be confused with or equated with “English rose”, which is a commercial term not defined by the *Guidelines*.

Ground Cover (Gc). Ground cover roses are low growing roses with lax canes, sprawling horizontal growth and multiple blooms. They are suitable for roadways and small planting areas.

Landscape Shrubs (S). This classification includes all other shrubs that do not fit into the two previous classifications. Landscape shrubs are typically free flowering roses with single, semi-double or double blooms. The classification also includes varieties that are winter hardy and suitable for northern landscape applications.

There is no generic “modern shrub” classification in American Rose Society publications. Specimens classified as English-Style shrubs (Eng), Ground Covers (Gc), and Landscape Shrubs (S) are entered in the modern shrub class.

Point Scoring

The same point values allotted to the six prime elements of judging for other classifications of roses apply to shrubs. (See *Chapters 5 and 6*.) Remember that the values allotted to the prime elements of judging are maximum values for absolute perfection. Leeway must be allowed for the possibility of encountering a better specimen of that variety.

General Considerations

The judging of shrubs is similar to the judging of climbers. Like the judging of climbers, the judging of shrubs is especially challenging because this classification is based on growth habit rather than flower form. Consequently, all flower forms are found in this classification. In addition, specimens with only one bloom compete against sprays for ribbons and the ARS certificates.

Each entry must be judged against the standards for its variety as well as against the standards for its classification. No preference should be given to specimens that display exhibition form. Sprays must be judged against the standards for sprays, and specimens with only one-bloom-per-stem must be judged against the standards for one-bloom-per-stem specimens.

Shrubs may be exhibited as one-bloom-per-stem, with or without side buds or with multiple florets with side buds. There is no preference for judging purposes. Although disbudding is not required, side buds should enhance the overall beauty of the exhibit. Side buds that detract from the beauty of the exhibit should be penalized according to the degree of distraction. Side buds and other unwanted growth may be removed to improve the overall appearance of the exhibit.

The exhibitor may enter either a one-bloom-per-stem specimen or a spray of a particular variety in each of the shrub classes. Unless permitted by the show rules, the exhibitor may not exhibit both a one-bloom-per-stem specimen and a spray of the same variety in the same class. If there are separate classes for one-bloom-per-stem shrubs and sprays, the exhibitor may enter the same variety in each class, unless prohibited by the show rules.

Even though a shrub cannot be disqualified for a stem-on-stem, this condition may be distracting. In such cases, the entry should be penalized according to the degree of distraction. An entry without a stem-on-stem is considered to be superior to an entry with stem-on-stem, all other factors being equal.

New side growth, called lateral growth or simply laterals, arises as buds on mature canes erupt. Entries sometimes exhibit the main floret(s) with this lateral growth attached. The presence of such laterals usually contributes in a negative way to the overall beauty of the exhibit as they could possibly be displayed on their own. Whether a specimen exhibits one or multiple stems, the primary consideration is the overall appearance. If multiple stems create a distraction, points should be deducted according to the degree of distraction.

JUDGING SHRUB SPRAYS

Form

There are two important considerations in judging shrub spray form: (1) the overall shape and configuration of the spray; and (2) the form of the individual florets. Form in shrub sprays is judged by the same standards as form in climber sprays. (See, *Chapter 11, Judging Climber Sprays*.)

Color

The color of a shrub spray is judged by the color standards applied to every other class of roses. Petal color must be typical of the variety. Because some varieties may bear florets in the fully open stage, special attention must be given to stamen color typical of the variety.

Substance

Petal crispness and freshness is a standard characteristic in the judging of all roses. As with color, the substance of fully open florets includes that of the stamens as well as of the petals.

Stem and Foliage

The general characteristics of stem and foliage that apply to all rose specimens are given in Chapter 6. Because the stem and foliage only account for 20 percent, specimens that have faults in stem and foliage, such as torn or missing leaves, crooked stems, disbudding scars, or stem-on-stem, should not be overly penalized.

Balance and Proportion

The judging of balance and proportion in shrub sprays differs from that in hybrid teas in that not as much stem and foliage is required to balance a spray compared with a solitary bloom. In many instances, two sets of leaves below the lowest lateral cane are sufficient because there are additional sets of leaves at the axils from which each lateral spray originates (See Chapter 8, *Illustration No. 13*). Whether the overall appearance of an exhibit is pleasing or disturbing because of stem length and the density of the foliage (or lack of it) resides with the judge's sense of aesthetics.

Size

There are two important considerations in judging size in a shrub spray: (1) the size of the overall spray; and (2) the size of the individual florets. Size in shrub sprays is judged by the same standards as size in climber sprays. (See, Chapter 11, *Judging Climber Sprays*.)

JUDGING ONE-BLOOM-PER-STEM SHRUBS

Shrub specimens may be exhibited either as one-bloom-per-stem specimens or as sprays. There is no requirement that one-bloom-per-stem specimens be disbudded. However, buds may be removed to improve the overall appearance of the specimen. Because one-bloom-per-stem specimens and sprays are typically exhibited in the same class, a one-bloom-per-stem specimen, with or without side buds, should not be disqualified unless the class is explicitly limited to sprays.

One-bloom-per-stem shrubs are judged by the same standards as other one-bloom-per-stem specimens. Blooms of some shrub varieties exhibit exhibition form, while others display a more informal form. Each specimen should be judged by the standards of its variety, but no preference should be given to varieties that exhibit exhibition form. Typically, a spray would be given more consideration than a specimen of the same variety with only one bloom.

SHRUB AWARDS

Eligibility for shrub awards is fraught with subtle pitfalls to trap the unwary exhibitor and judge. Polyanthas, climbers, ramblers, and Old Garden Roses are not eligible for any shrub award. Hybrid rugosas are classic shrubs and are eligible for the Classic Shrub Certificate. Species rugosas are species roses and are not eligible for the Classic Shrub Certificate. Classic shrubs are not eligible for the modern shrub Court of Honor.

Classic Shrub

This certificate is awarded to the best blue-ribbon winner of the following shrub classifications only: Hybrid Moyesii (HMoy), Hybrid Musk (HMsK), Hybrid Rugosa (HRg), Kordesii (Kor). Modern shrubs are not eligible to receive this certificate.

Modern Shrub

The Modern Shrub Court of Honor is selected from entries in the modern shrub classes. The best three roses in these classes are eligible for the ARS Gold, Silver, and Bronze Modern Shrub Certificate Awards for best, second best, and third best modern shrub entries, respectively. Classic shrubs are not eligible for the Modern Shrub Court of Honor. The number and titles of any additional specimens to make up a Modern Shrub Court of Honor are at the discretion of the local show committee.

Shrub

This certificate may only be awarded when the Classic and Modern Shrub Certificates are not offered in the show schedule. It cannot be awarded if the Classic Shrub and Modern Shrub certificates are available. If the Classic Shrub and Modern Shrub Certificates are not offered in the show schedule, specimens of all classifications of shrub roses are eligible for the Best Shrub Certificate. However, due to the increasing popularity of shrub roses, it is strongly recommended that the Classic Shrub Certificate and Modern Shrub Certificates be offered at all rose shows.

CHAPTER 13

JUDGING SPECIES AND OLD GARDEN ROSES

SPECIES AND OLD GARDEN ROSES

Definition

The American Rose Society has divided the genus *Rosa* into three main groupings that reflect the progress of the rose. The three main groupings are Species, Old Garden Roses, and Modern Roses.

Species

Species, sometimes referred to as “Wild Roses”, are usually single with four to eight petals, typically once blooming, and have a bush size ranging anywhere from two to 20 feet. They are listed according to their Latin name, beginning with *R.* for *Rosa* and can have common synonyms. The abbreviation in ARS publications is Sp.

Old Garden Roses

In 1966, the American Rose Society defined Old Garden Roses (OGRs) as those classifications that existed prior to 1867, the year of the introduction of ‘La France’, now considered to be the first hybrid tea rose. Although the generic abbreviation for these classes of roses is OGR, the complete list of classes of OGRs is given below. The following classifications are considered to be Old Garden Roses:

- Alba (A)
- Ayrshire (Ayr)
- Bourbon and Climbing Bourbon (B and Cl B)
- Boursault (Bslt)
- Centifolia (C)
- China & Climbing China (Ch & Cl Ch)
- Damask (D)
- Eglanteria (Eg)
- Gallica (Gal)
- Hybrid Bracteata (HBc)
- Hybrid China and Climbing Hybrid China (HCh and Cl HCh)
- Hybrid Foetida (HFt)
- Hybrid Multiflora (HMult)
- Hybrid Perpetual and Climbing Hybrid Perpetual (HP and Cl HP)
- Hybrid Sempervirens (HSem)
- Hybrid Setigera (HSet)
- Hybrid Spinosissima (HSpn)
- Miscellaneous OGRs (Misc. OGR)
- Moss and Climbing Moss (M & Cl M)
- Noisette (N)
- Portland (P)
- Tea and Climbing Tea (T and Cl T)

Not every variety in each of these classifications may have been introduced before 1867. Some may even have been introduced relatively recently. But at least one variety in each class has a date of introduction before 1867, thus establishing the existence of the class before 1867. Hence, any variety belonging to one of these classifications is considered an Old Garden Rose (OGR), even though the variety itself may date from 1867 or after.

Modern Roses

Modern Roses are those varieties that belong to a classification established in or after 1867. Modern rose classifications include:

- Hybrid Tea (HT) and Climbing Hybrid Tea (CI HT)
- Grandiflora (Gr) and Climbing Grandiflora (CI Gr)
- Floribunda (F) and Climbing Floribunda (CI F)
- Polyantha (Pol) and Climbing Polyantha (CI Pol)
- Large Flowered Climber (LCI)
- Rambler (R)
- Hybrid Gigantea (HG)
- Hybrid Wichurana (HWich)
- Hybrid Moyesii (HMoy)
- Hybrid Rugosa (HRg)
- Kordesii (Kor)
- Hybrid Musk (HMsk)
- Landscape Shrub (S)
- Ground Cover (Gc)
- English-Style Shrub (Eng)
- Miniflora (MinFI)
- Miniature (Min) and Climbing Miniature (CI Min)

Point Scoring:

The same point values allotted to the six prime elements of judging for other classifications apply to species and Old Garden Roses, even though the definitions of these elements can differ significantly. (*See Chapters 5 and 6.*) Remember that the values allotted to the prime elements of judging are maximum values for absolute perfection. Leeway must be allowed for the possibility of encountering a better specimen of that variety.

General Considerations

Species and OGRs may be shown as one-bloom-per-stem, with or without side buds or with multiple florets with side buds. There is no preference for judging purposes. Although disbudding is not required, side buds should enhance the overall beauty of the exhibit. Side buds that detract from the beauty of the exhibit should be penalized according to the degree of impairment. Unwanted growth may be removed by the exhibitor. Points should be deducted for stem and foliage only if the residual scar is distracting.

Many OGR's have short stems and are frequently shown stem-on-stem. Even though a species or OGR entry cannot be disqualified for stem-on-stem, if this condition distracts from the overall beauty of the exhibit, the entry should be penalized according to the degree of distraction. An entry without a stem-on-stem will always be considered superior to an entry with stem-on-stem, all other factors being equal.

New side growth, called lateral growth or simply laterals, arises as buds on mature canes erupt. Entries sometimes exhibit the main floret(s) with this lateral growth attached. The presence of such laterals usually contributes in a negative way to the overall beauty of the exhibit as they could possibly be displayed on their own. An exception to this rule occurs when a spray of florets emanates directly from the cane, as is commonly displayed in '*Rosa banksiae*'. Whether a specimen exhibits one or multiple stems, the primary consideration is the overall appearance. If multiple stems create a distraction, points should be deducted according to the degree of distraction.

JUDGING SPECIES

Species blooms are typically single blooms with four to eight petals. They are judged using the same standards as other single blooms. A single bloom is at its most perfect phase of possible beauty when fully open with the petals lying flat on a horizontal plane with good substance and bright, fresh stamens. Sprays may have unwanted growth removed, and the specimen may be disbudded to eliminate an excess of buds. Ideal sprays have many open blooms.

Many species produce blooms on short stems. Consequently, the size of the floret(s) may be disproportionate to the supporting stem and foliage. An exhibit that does not show this disproportion should be considered superior to those that do and should be rewarded accordingly.

JUDGING OLD GARDEN ROSES

Form

Although the prime elements of judging for species and OGRs are the same as for modern roses, the defining standards for form are quite different. Each OGR is judged against the standards of form that were in vogue at the time it was introduced into commerce.

A variety of flower forms is found in OGRs. Some varieties of the tea, hybrid perpetual, and noisette classifications closely approximate exhibition form. These entries should be judged according to the definition of exhibition form. But in many varieties exhibition form is replaced by the less formal unfurling of the petals. These species and OGRs are usually most beautiful at the fully open stage. Petal count may range from single species roses such as '*Rosa foetida bicolor*' ('Austrian Copper') to the very double, many-petaled 'Louise Odier'. No preference should be given to varieties displaying exhibition form.

In all cases the blooms should have a circular outline and a symmetrical arrangement of petals when viewed from above. In some cases, the center petals fold back and inward, revealing a small circular green center variously called a center pip, eye or button. This condition is not a fault and should not be penalized. Similarly, the petals of open blooms often tend to cluster and appear to divide the floret into four quadrants, a condition known as "quartering." This condition is also normal and should not be penalized. Both the center green pip and quartering are attributes that give species and OGRs diversity and distinction and should be rewarded.

Color

Petal colors should be bright, clear, clean and typical of the variety. Stripes and color blotches are often typical in species and Old Garden Roses and are not faults. If present, a symmetrical display of this characteristic is desired. Colors are often pale and subtle, as in 'Souvenir de la Malmaison', or they may even be described as "muddy", as is often seen in the purplish tinge of 'Cardinal de Richelieu'. Again, for these varieties these are not faults. Many

species and Old Garden Roses react negatively to refrigeration by showing a bluing of the petals, a condition that should be penalized according to the degree of color impairment.

Because the blooms are often open, the stamens are particularly useful in judging the quality of the bloom. In addition to indicating the substance of the bloom, the stamens frequently have distinctive colors. The stamens should be fresh, and color is the best indicator of freshness. Fresh stamens range in color from yellow to orange to brown, even purple, depending on the variety. As the specimen ages, the stamens shrivel and typically darken, and the exhibit is subject to penalization.

Substance

Substance, the crispness of the petals, and color are closely related. As a bloom ages, substance diminishes because the petals lose water. Their surface and edges become crinkled and the color deepens. At the extreme, they become limp and wilted. Good substance is required in a quality bloom. Besides firmness in appearance, the color of both the upper and lower surfaces of the petals and the freshness of the stamens are good indicators of substance quality. Judges should not hesitate to consult one another on questionable cases to avoid penalizing the fine, crinkly petals of 'Mrs. R.G. Sharman-Crawford' and other similar varieties that may appear to have lost their substance but which is "typical of the variety".

Stem and Foliage

The general characteristics of stem and foliage that apply to all rose specimens are given in Chapter 6. Because the stem and foliage only account for 20 percent, specimens that have faults in stem and foliage, such as torn or missing leaves, crooked stems, disbudding scars, or stem-on-stem, should not be overly penalized.

Balance and Proportion

Many Old Garden Roses produce blooms on short stems. Consequently, the size of the floret(s) may be disproportionate to the supporting stem and foliage. An exhibit that does not show this disproportion should be considered superior to those that do and should be rewarded accordingly.

Size

The size of the bloom is judged in the same manner as in the other rose classes. However, there is a wide range of bloom size represented by the many species and Old Garden Rose varieties. Therefore, size must be judged on the basis of that which is typical for a given variety.

SPECIES AND OLD GARDEN ROSES AWARDS

Eligibility for species and Old Garden Rose awards is fraught with subtle pitfalls to trap the unwary exhibitor and judge. Shrub roses, climbers, and polyanthas are not eligible for any Old Garden Rose Certificate, regardless of their date of introduction. Species rugosas are eligible for the Genesis Award, but hybrid rugosas are not eligible for any Old Garden Rose award. Hybrid rugosas are classic shrubs and eligible for the Classic Shrub Certificate. 'LaFrance', introduced in 1867 and considered to be the first hybrid tea, is eligible for hybrid tea awards, not Old Garden Rose awards.

The date of introduction is critical in determining whether an Old Garden Rose is eligible for the Dowager Queen Award or the Victorian Award. The show schedule may ask the exhibitor to list the date of introduction of an OGR on the front of the entry tag as an aid to the judge and the exhibitor, but failure to list the date may not be penalized. **Before any species or Old Garden Rose award is made, both the classification and date of introduction of the**

entry to which the award is to be given should be checked to verify that it is eligible to receive the award.

The ARS offers the following certificates for the best of the blue-ribbon winners in the following categories

Genesis Award

Dowager Queen

Victorian Award

Genesis Award

This certificate is presented to the best blue-ribbon-winning species rose. The rose must belong to the species (Sp) classification as designated in any of the ARS officially recognized publications. If the Genesis Award is not offered, species roses may be entered in the Old Garden Roses sections and will then be eligible for the Dowager Queen Award or Victorian Award, depending on their date of introduction into commerce.

Dowager Queen

The Dowager Queen Award was established by the American Rose Society to honor the living antiques of the rose world. This certificate is awarded to the best blue-ribbon-winning Old Garden Rose variety introduced prior to 1867, including any rose whose exact year of introduction is unknown but which is known to have been in existence prior to 1867.

To be eligible for the Dowager Queen Award the rose must (1) belong to a classification under Old Garden Roses (OGR) as designated in the latest version of any of the ARS officially recognized publications, (2) have a date of introduction before 1867 or known to have been in existence prior to 1867. Dowager Queen eligible varieties are indicated by a "***" in many ARS publications. If the Genesis Award is not offered in the show schedule, species roses introduced before 1867 may be entered in the Dowager Queen section and are eligible for the Dowager Queen Award.

Victorian Rose Award

This certificate is awarded to the best blue-ribbon-winning Old Garden Rose introduced in 1867 or later, including recent introductions, or whose date of introduction, though in 1867 or after, is unknown. To be eligible for the Victorian Award Certificate, the rose must (1) belong to a classification under Old Garden Roses (OGR) as designated in the latest version of any of the ARS officially recognized publications, and (2) have a date of introduction into commerce of 1867 or after or known to have been introduced into commerce in 1867 or after. If the Genesis Award is not offered in the show schedule, species roses introduced into commerce in 1867 or after may be entered in the Victorian section and are eligible for the Victorian Award.

CHAPTER 14

JUDGING CHALLENGE CLASSES AND COLLECTIONS

Introduction

Judging challenge classes and collections is an integral part of the judge's responsibility. It presents an extraordinary and enjoyable opportunity to judge possibly the very best roses in the show. Exhibitors often enter their best roses in challenge classes, especially at the district and national level.

In the discussion in this Chapter, the term "specimen" is used to designate a single stem (either a one-bloom-per-stem or spray) for challenge classes and collections for specimens with stems, and to designate an individual bloom for challenge classes and collections for blooms without stems. "Large rose" refers to a specimen of a variety that is not classified as either a miniature rose or a miniflora rose.

CHALLENGE CLASSES AND COLLECTIONS

Class Requirements

Challenge classes and collections are creatures of the show schedule. The requirements for the individual classes are limited only by the imagination of the schedule writers. Apart from the requirements for the award of ARS certificates discussed below, there are no general class descriptions for challenge classes. The class requirements set forth in this section are "guidelines," and should be applied unless contradicted by the show schedule. **Therefore, it is extremely important that the judge read the requirements for each class before judging it.**

This section sets forth the standards for judging challenge classes and collections frequently encountered in show schedules. However, the judge may encounter challenge classes and collections other than those listed here. By using the prime elements of judging and carefully reading the show schedule, the judge should have little difficulty judging any type of challenge class and/or collection. The classes discussed in this chapter do not need to be included in every show. Classes offered at the local level are at the discretion of the show committee. Further, mention of a particular class in this section of the *Guidelines* does not make that class a challenge class in every show schedule in which the class appears. Only the show schedule can make a class a challenge class.

Difference between Challenge Classes and Collections

The terms "challenge class" and "collection" tend to be used interchangeably by schedule writers, judges, and exhibitors. Many schedules do not distinguish between challenge classes and collections, putting them all in the same section of the schedule under the general heading "Challenge Classes and Collections". However, although there is considerable overlap between the two, there are differences. **Schedule writers should be aware of the differences. When preparing a schedule, a schedule writer should make it clear which classes are challenge classes and which are collections that are not challenge classes because they are judged differently.**

A "collection" is exactly what it says – an entry that calls for two or more specimens. A class that only calls for one specimen, such as a Rose in a Bowl, can be a challenge class but cannot be a collection. Depending on the schedule, a collection may or not be a challenge class. **The essential difference between a challenge class and a collection that is not a challenge class is that a challenge class entry may not be moved, except by the exhibitor**

or with the exhibitor's permission, once the exhibitor has placed it. Thus, the judge should be aware whether the exhibit being judged is a challenge class or a collection that is not a challenge class.

Collections that are not part of the challenge class section of the show schedule are not challenge classes and may have been moved without the exhibitor's permission. Because a collection that is not a challenge class may have been moved after it was placed by the exhibitor, a collection that is not a challenge class should be judged on horticultural excellence alone. **In case of doubt whether the exhibit is a challenge class or collection that is not a challenge class, either (1) ask the show committee to clarify the status of the exhibit, or (2) assume that the exhibit is a challenge class and can only be moved by the exhibitor.**

Staging

Because the judges cannot move a challenge class, show committees should stage challenge classes in such a way that the judges can view every specimen in the entry without moving the specimens. In some cases, it may be desirable to stage challenge classes on tables away from walls so that the judges can view the specimens from both the front and back. Challenge classes that contain large roses (*i.e.*, specimens of roses that are not easily viewed from the top) should be staged on low tables, if possible, so that the judges may see into the blooms.

Entry Tags

Special challenge class entry tags may be used for challenge classes and collections. However, use of challenge class entry tags is at the option of the exhibitor. No entry may be disqualified or penalized because the exhibitor has not used a challenge class entry tag. (See *Chapter 4, Entry Tags.*)

When the challenge class or collection calls for multiple specimens displayed in the same container and the entry tag is not large enough to list all varieties in the container, exhibitors are permitted to place a list of all the varieties in the container next to the entry so that all varieties are listed in a way that is easily visible to the judges. Alternatively, the varieties may be listed on the back of the entry tag. When the schedule calls for multiple specimens displayed in separate containers, each container should have its own entry tag. In addition to the exhibitor's name and the class number, each tag should indicate the name of the variety in the container, not the names of all the varieties in the challenge class or collection. However, one entry tag is sufficient if the class calls for all the roses in the entry to be the same variety, such as in the cycle of bloom class.

Combination of Miniatures and Minifloras in the Same Entry

It is up to the show committee to determine if miniatures and minifloras may be combined in the same entry. However, if the schedule permits miniflora and miniature roses to be combined in the same entry, the winning entry is not eligible to receive any ARS award that is limited to either miniature roses or to miniflora roses.

General Judging Guidelines

At the option of the show committee, a challenge class or collection may be judged either by secret ballot by some or all the judges judging the show, or it may be judged by an individual team of judges. **If the class is judged by more than one team of judges, each judge must vote individually rather than as part of a team.** If a judge determines that no entry is worthy of the award, the judge may vote "no award."

Unless there is a judge or committee that either has, or will, check the entries for conformance with the requirements of the class as set forth in the show schedule, the first step

is to verify that the entry conforms to the requirements of the class and to check for disqualifications. Once it has been determined that an entry conforms to the requirements of the show schedule, it is unnecessary for each succeeding judge or team to reverify its eligibility. **If a class description is ambiguous and/or open to more than one interpretation such that the judge is uncertain as to whether an entry satisfies the requirements of the class, rather than guess what was intended, ask the show committee to clarify the description of the class.**

In challenge classes, placement of the specimens is part of the evaluation. The exhibit must not be touched or moved once it has been placed by the exhibitor until after judging is complete. Because what is present beneath the lip of the vase is of no consequence in judging, removing a specimen from its container to examine it for stem-on-stem is both unnecessary and improper. Potential disqualifications should be brought to the attention of the chair of judges, or, if there is a verification committee, to the attention of the verification committee.

Scorecard for Judging Challenge Classes

Except for one-specimen challenge classes, the judge must not only judge each specimen on its own merit, using the appropriate standards, but the judge must also evaluate the overall appearance of the exhibit. Challenge classes that call for multiple specimens with stems and classes that call for multiple specimens without stems are both judged using the following scorecard:

Horticultural Excellence of the Individual Specimens	80
Overall Appearance of the Exhibit	20

The most important factor in judging challenge classes is the horticultural excellence of the individual specimens, which is assigned 80% of the overall score. Each specimen is judged using the prime elements of judging applicable for the type of rose, flower form, and stage of bloom appropriate for the specimen. Each specimen counts equally.

For specimens with stems, the points for each specimen are assigned using six prime elements of judging, *i.e.*, form, color, substance, stem and foliage, balance and proportion, and size. For specimens without stems, there are no points applicable to stem and foliage and to balance and proportion. Consequently, the remaining prime elements of judging, *i.e.*, form, color, substance, and size, are each relatively more important in determining the horticultural excellence of the specimen.

Overall appearance is assigned 20% of the overall score. Where applicable, consideration is given to the uniformity in size, degree of opening, and form of the individual specimens, as well as to the overall arrangement of the specimens including stem length and to a pleasing blend or combination of colors. The use of a harmonious and complementary combination of colors should be considered in the overall appearance if more than one variety is used in the entry. If more than one bloom of the same variety is present in the entry, the colors of the blooms should match. An exhibitor may choose to vary the stem lengths of the individual specimens, but the effect on the overall appearance of the entry should be determined.

A collection that is not a challenge class must be judged on horticultural excellence alone. Each specimen is judged using the prime elements of judging applicable for the type of rose, flower form, and stage of bloom appropriate for the specimen. Each specimen counts equally.

Although only one entry can win the class, show chairmen are encouraged to award second, third, and honorable mention ribbons in challenge classes and collections when the entries merit them. It is especially important that ribbons be awarded in shows in which the winning entries are removed to the head table, leaving the general public to wonder why all the beautiful entries that remain on the show tables either were not judged or were found unworthy

of any award whatsoever. This also shows the relative merit of the entries, and can also encourage exhibitors to enter challenge classes.

When the winner of a class is determined by a judging team, the team can be instructed to award second, third, and honorable mention ribbons as they see fit. When the winner is determined by ballot, each judge voting can be instructed to vote for the top three entries in order so ties can be broken and the second, third, and honorable mention entries can be determined without a revote. Alternatively, the first team of judges to complete their judging assignment can be instructed to return to the challenge classes after the winners have been selected and award ribbons to the remaining entries as they see fit.

CLASSES FOR SPECIMENS WITH STEM AND FOLIAGE

One-Specimen Challenge Classes

The schedule may include one or more challenge classes that require only one specimen. These classes may, for example, be limited to members of the local society or district, novice exhibitors, and/or exhibitors with fewer than a certain number of rose plants. Frequently, these classes are not limited to specimens of any particular type or stage of rose. Or they may call for a specimen of a particular variety of rose, a particular type of rose, or a particular color class.

Judging of these classes can present a particular challenge because it is often necessary to judge specimens of different types of roses, different stages, and/or different flower forms against each other. Sprays may also be permitted in some classes. One-specimen challenge classes are judged by the same standards as any other class for one specimen with stem and foliage using the prime elements of judging. Sprays are judged by the standards that apply to sprays. Each entry is judged using the standards appropriate for the type of rose, flower form, and stage of bloom appropriate for the entry. Because there is only one specimen, overall appearance of the entry is not a consideration.

Matched Pair

The matched pair calls for two specimens of the same variety of rose matched for size, color, form, stem length, balance and proportion, and degree of opening. Unless the schedule indicates otherwise, any type of rose and any stage may be used. The schedule should state if roses are to be exhibited in one or two containers.

Horticultural excellence of the individual specimens is assigned 80% of the overall score. Each specimen counts equally. Overall appearance is assigned 20% of the overall score. Merit is awarded to uniformity in size, color, degree of opening, and form of the blooms, to uniformity in stem length, to uniformity in balance and proportion, and to uniformity in the overall appearance of the specimens.

Stages of Bloom

This class consists of three one-bloom-per-stem specimens of the same variety. The classification or classifications of roses that may be entered in the class should be specified in the schedule. Although many shows limit this class to hybrid teas and grandifloras, there is no reason that the class should be so limited. Any variety that has exhibition form, including floribundas, shrubs, climbers, and Old Garden Roses that have exhibition form, can potentially be used in this class. Miniatures and minifloras may have separate classes or may be included with large roses in a single class.

The specimens are typically one bud, one exhibition stage bloom, and one open bloom. The bud should not be a “green bud” or “tight bud”, but should be something approaching a “pre-exhibition stage bloom.” It preferably has its sepals down and the petals just beginning to

unfurl. The configuration of the center is not usually evident. The exhibition stage bloom should meet all the criteria of a bloom at exhibition stage for the variety. The open bloom should have petals unfurled with fresh stamens showing. The schedule should state if specimens are exhibited in one or multiple containers. Some show schedules also indicate the order in which the specimens are to be arranged.

There a wide variation between schedules in the requirements for this class. Show schedules sometimes have differences in the requirements previously described, e.g., calling for the third bloom to be $\frac{3}{4}$ open without stamens apparent. A variation, sometimes seen in miniature classes, calls for a bud, an exhibition stage bloom, an open bloom, and a spray of the same variety of rose exhibited in one or separate containers. **As with all challenge classes and collections, carefully read this class description prior to judging the class, as the schedule takes precedence over the general description outlined above.**

Horticultural excellence of the individual specimens is assigned 80% of the overall score. Each specimen counts equally. The exhibition stage bloom is judged using the standards for an exhibition stage bloom. The open bloom is judged using the standards for an open bloom.

Judging the bud is slightly more difficult because there are no standards for form for this stage of bloom. Generally, form is judged by how well the bud fits the definition given in the show schedule, typically sepals down and petals just beginning to unfurl, and if the petals are beginning to unfurl in a symmetrical manner. The other five prime elements can be applied as they are in other specimens, but the specimen may be out of balance and proportion because the bud is smaller than a bloom would be.

Overall appearance is assigned 20% of the overall score. Merit is awarded to a pleasing appearance of the specimens and how well the blooms combine to represent the cycle of bloom of the variety exhibited. In some shows, exhibitors are required to “tier” the specimens, placing the open bloom low, the exhibition bloom in the center and the bud at the top of the exhibit. Unless the schedule specifically calls for this presentation the judges should penalize specimens that do not display adequate balance and proportion.

Multiple Specimens

All the varieties in the entry should be listed on the entry tag or on a list displayed with the entry. For entries that contain more than one variety in one container, the entry tag, or the accompanying list, should be checked to verify that (1) all the varieties included in the entry are listed on the entry tag or on the accompanying list, and (2) all the varieties listed on the entry tag or on the accompanying list are included in the entry. **An entry that does not satisfy both of these requirements is misnamed.**

Before judging these classes, determine whether the class is a challenge class or a collection that is not a challenge class. If it is not a challenge class, it must be judged on horticultural excellence alone. Each specimen is judged using the prime elements of judging applicable for the type of rose, flower form, and stage of bloom appropriate for the specimen. Each specimen counts equally.

If the collection is a challenge class, horticultural excellence of the individual specimens is assigned 80% of the overall score. Each specimen is judged using the prime elements of judging applicable for the type of rose, flower form, and stage of bloom appropriate for the specimen. Each specimen counts equally. Overall appearance is assigned 20% of the overall score.

Multiple specimens in one container, vases, and bouquets

This class typically calls for a specific number of specimens in one container. Exhibitors may be required to use a container supplied by the show committee, or they may be permitted or required to supply their own. The schedule may specify the type of blooms and/or stage or stages of bloom permitted. The schedule may also limit the number of specimens per variety or may call for a certain minimum of varieties. The entry is judged using the considerations that apply to multiple specimen challenge classes, discussed above.

Collections of sprays in one container

The entry is judged using the considerations that apply to multiple specimen challenge classes, discussed above. Each spray is judged using the criteria discussed in Chapter 8.

Collections of Species, Old Garden Roses, and/or Shrubs in one container

This class typically calls for a minimum number of varieties and specimens of the indicated type or types of roses. Carefully check the entry to make sure that all varieties exhibited satisfy the requirements of the class. The classification and, if relevant, the introduction date, of each variety with which the judge is not extremely familiar should be checked. If the specified entry tag is not large enough to adequately list all the varieties in the container, exhibitors are permitted to list all the varieties on the back of the entry tag or on a list placed next to the entry.

The entry is judged using the same considerations that apply to other challenge classes. Each specimen is judged using the criteria discussed in Chapters 12 and 13.

OGR vase collections vary from other collection classes because the forms and size of blooms differ greatly between varieties. The bouquet's appearance should be symmetrical with a harmonious and complementary combination of colors. Because Old Garden Roses typically have shorter stems than other roses, blooms in an OGR bouquet are often staged more closely together than bouquets containing other classes of roses. Tight compaction of blooms without a symmetrical layout should be penalized according to the degree of distraction

Multiple specimens in separate containers

Unless the formation of the specimens is mandated by the schedule, the entry may be staged in any formation of the exhibitor's choice, but must be confined to the space allotted for the entry. Although this affords the exhibitor an opportunity to show his or her talents in staging the entry, it is up to the judge to evaluate the overall appearance.

The entry is judged using the same considerations that apply to other challenge classes.

Hi-Lo

The Hi-Lo calls for two specimens, a larger rose and a smaller rose, matched for form, color, balance and proportion, and degree of opening. Possible combinations include, for example: (1) a large rose bloom with a miniature bloom or miniflora bloom, (2) a miniflora bloom with a miniature bloom, (3) a floribunda spray with a miniature or miniflora spray, etc. **As with all challenge classes, it is important for the judge to carefully read the requirements set forth in the show schedule before judging the class.**

The entry is judged using the same considerations that apply to other challenge classes. Horticultural excellence of the individual specimens is assigned 80% of the overall score. Overall appearance is assigned 20% of the overall score. Merit is awarded to the uniformity in form, color, degree of opening, and balance and proportion of the individual specimens, as well as to the overall appearance of the specimens. Stem length should reflect appropriate balance and proportion for each specimen.

Triad

The triad typically calls for a hybrid tea bloom, a grandiflora bloom or spray, and a floribunda spray, exhibited in one or separate containers. Other combinations may be used, so it is important for the judge to carefully read the class requirements before judging the class.

The entry is judged using the same considerations that apply to other challenge classes, described above. Each specimen should be judged by the standards for their appropriate class (one-bloom-per-stem blooms, sprays, etc.). Each specimen counts equally.

CLASSES FOR SPECIMENS WITHOUT STEMS

General Considerations

These classes, by definition, are for blooms without stems. Although some schedules may permit, or require, the presence of a leaf, the blooms are typically shown without foliage. The sepals are considered part of the bloom, not part of the foliage. Removal of the sepals is cause for penalization depending on the degree of distraction.

Each individual specimen is evaluated for horticultural excellence. The points for each bloom are assigned using the prime elements of judging applicable to a bloom, *i.e.*, form, color, substance, and size. Because there are no points applicable to stem and foliage and to balance and proportion, each of the prime elements of judging applicable to a bloom is relatively more important in determining the points applicable to horticultural excellence. For multi-bloom classes, overall appearance will include uniformity of color (or harmonious color combination if different varieties are used), and the form, size and degree of openness of the blooms. The points for overall appearance will also depend on the requirements of the class and how well the exhibit satisfies these requirements. These factors are discussed in more detail for each individual class.

Rose in a Bowl

This class typically calls for a bloom without stem and foliage placed in a bowl of water. Although some schedules permit or require the exhibitor to supply his or her own container, exhibitors are typically required to use a bowl supplied by the show committee. As with all challenge classes and collections, read the schedule to determine if each entry meets the requirements of the class.

For the ARS Best Rose Bowl, Large Bloom Certificate, any class of large rose, including Old Garden Roses, at any stage may be exhibited. However, the show schedule may limit the class to certain classifications or to a certain stage. If no stage is specified, any stage is permitted.

Unless specifically prohibited, the bloom may have a short piece of stem. Plastic champagne glasses are sometimes used for miniature and/or miniflora blooms so a short piece of stem extending into the neck of the container can keep the bloom centered in the container. A stem that touches the bottom of the container is not a disqualification unless the schedule specifically prohibits it. To simplify judging and avoid discussion as to whether a specimen with a short stem attached is “floating”, the class description should say that the roses are “displayed in a bowl of water” instead of “floating in a bowl of water.”

The use of colored water does not disqualify an entry unless use of colored water is prohibited by the show schedule. However, use of colored water may be subject to penalization if it distracts from, rather than enhances, the overall appearance of the entry

Horticultural excellence is judged applying the standards appropriate for the type of rose and stage exhibited. Horticultural excellence of the bloom is assigned 80% of the overall score. The bloom is judged using the four prime elements of judging applicable to a bloom. Overall

appearance is assigned 20% of the overall score. If the class appears on the schedule under the horticulture classes, instead of under the challenge classes, it is not a challenge class and should be judged by horticulture excellence alone.

Miniature and miniflora bowl classes are judged by the nearly the same criteria as the large rose bowl class. Miniflora and miniature blooms should not be included in the same class. Separate classes are preferred because, with respect to size, miniature and miniflora blooms are judged by different standards. If ARS Certificates are being awarded, miniflora and miniature entries must be judged separately because the Miniflora Rose Bowl Certificate can only be awarded to a miniflora entry and the Rose Bowl, Miniature Bloom Certificate can only be awarded to a miniature entry.

Multiple Blooms in a Bowl

Schedules may contain classes for multiple specimens exhibited in a bowl, such as seven blooms in a container of water. The entry is judged using the same considerations that apply to other challenge classes, described above. Other factors affecting overall appearance include uniformity in size, degree of opening, and form of the individual specimens; use of a harmonious and complementary combination of colors; how well the blooms fill the bowl; and whether their position in the bowl presents a pleasing appearance.

Rose in a Frame

The Rose in a Frame typically calls for one bloom in a picture frame. Any bloom may be exhibited unless the show schedule limits the stage and/or classification of rose that may be used. Miniatures and minifloras are usually placed in separate classes from the large rose in the frame classes. The show schedule should indicate the stage or stages permitted. Foliage is not permitted unless allowed or required by the show schedule. If foliage is allowed or required, the leaves are usually arranged beneath the bloom to frame the bloom.

The entry is judged using the same considerations that apply to other challenge classes, described above. Other factors affecting overall appearance include position and how well the bloom fills the frame.

Hi-Lo in a Frame

In this class, a larger rose and a smaller rose are displayed separately in the same frame. The entry is judged using the same considerations that apply to other challenge classes, described above.

Boutonniere

When included in the challenge class section of the horticulture schedule, the boutonniere class is judged by the standards applicable to challenge classes. It is important for the judge to read the class description for the stage of bloom required (at many shows bud stage is mandated) and whether foliage is permitted or required. When the boutonniere class is part of the arrangement schedule, it must be judged by ARS arrangement judges using ARS standards for arrangements. The ARS Best Personal Adornment Certificate is an arrangement certificate and may not be awarded to a boutonniere that is listed in the horticulture schedule.

English Box and Similar Classes

The large rose English Box typically calls for six blooms, exhibited in two rows of three blooms each. However, boxes of 12, 18, or 24 blooms are sometimes seen. Although some schedules permit or require the exhibitor to supply his or her own box, exhibitors are typically required to use a box supplied by the show committee.

In the large rose class, any classification of large rose may be exhibited unless the show schedule specifically limits the class to certain classifications of large roses. Schedule writers are encouraged to permit large roses other than hybrid teas and grandifloras to be shown in English boxes by including classes open to floribundas, climbers, shrubs, and Old Garden Roses.

The bloom may be shown at any stage unless the show schedule specifically requires a particular stage. Foliage is typically not permitted unless permitted or required by the show schedule. If foliage is permitted or required, the leaves are usually arranged beneath the bloom to frame the bloom. Combinations of varieties may be required. As with all challenge classes and collections, review the schedule for the requirements of the class and determine if each entry meets the requirements.

The ARS Best English Box Regular Certificate may be awarded to the best large rose English Box in the show. Although the schedule may have classes for more than one type of large rose English Box, such as hybrid teas, Old Garden Roses, shrubs, etc., only one ARS Best English Box Regular Certificate may be awarded in each show.

It is up to the show committee to determine if miniatures and minifloras may be combined in an English Box. However, if the schedule permits minifloras and miniatures to be exhibited in the same box, or in the same class, the Best English Box Miniature Certificate may not be awarded to the winning entry because the certificate is limited to classes for miniatures.

English Boxes are judged using the same considerations that apply to other challenge classes, described above. Each bloom is judged by the standards appropriate for its class and stage. Each bloom counts equally. Factors affecting overall appearance include uniformity in size, degree of opening, and form of the individual specimens; use of a harmonious and complementary combination of colors; how well the blooms fill the box; and whether their position in the box presents a pleasing appearance.

Other classes for multiple specimens without stems are sometimes seen in rose shows. Depending on the requirements of the class, the class may be for large roses, miniflora roses, and/or miniature roses.

A variant of the English Box is the “American Box,” which calls for nine specimens without stems, exhibited in a three-row by three-row box. Typically, the schedule calls for two or more varieties forming a geometric pattern. A box of five, exhibited in an “X” pattern, is another class for multiple specimens without stems. The bloom at the center of the “X” often is a different variety from the other four specimens. Another class is the “Ship’s Wheel” in which six blooms are equally spaced in a circle resembling a ship’s wheel. Typically, two varieties, three blooms each, are arranged in an alternating pattern around the circle. The “Petit Four” class calls for four small (“micro-mini”) blooms of the same variety, typically 3/4 in (1.9 cm) in diameter or less, exhibited in a small, two-row by two-row box.

In these and similar classes, the same rules that apply to English Boxes apply.

Painter’s or Artist’s Palette

The Painter’s or Artist’s Palette typically calls for five, six, or seven blooms, exhibited in a container resembling an artist’s palette. The blooms may be shown at any stage unless the show schedule specifically calls for a specific stage. The class may call for large roses, minifloras, or miniature roses. Some schedules may permit any type of large rose and others may limit the class to a specific type of large rose, such as floribundas. Some schedules may permit minifloras and miniatures to be exhibited in the same palette while others may require all minifloras or all miniatures. Some schedules may require that each bloom be of a different color class. **As with all challenge classes and collections, review the schedule for the requirements of the class and determine if each entry meets the requirements.**

With one exception, the same rules that apply to English Boxes apply. (*See English Boxes, above.*) **Uniformity of bloom color is not desirable in this class.** In overall appearance, the entry should resemble what its name suggests: an artist's palette. In the ideal palette, each bloom is a different color, progressing from a light color, such as white, to a dark color, such as dark red or mauve, as might be seen on an artist's palette. Uniformity of bloom color is a serious fault in overall appearance and should be penalized. Non-uniformity should be rewarded.

ARS CHALLENGE CLASS AND COLLECTION CERTIFICATES

The ARS places few limitations on the award of the Challenge Class and Collection Certificates. Although the "Best English Box Regular Certificate" and the "ARS Best Rose Bowl, Large Bloom Certificate" are limited to large roses, they are not limited either to hybrid teas or to specimens at exhibition stage. Under the ARS rules, the Best Rose in a Bowl can be awarded to a bloom of any large rose in a bowl, including, for example, an open bloom or an Old Garden Rose. The Best English Box Regular Certificate can be awarded to a box of any combination of varieties, types, and stages of large roses, including boxes that have, for example, nine or twelve roses.

If the schedule permits miniature and miniflora blooms in the same exhibit or class, the winning exhibit is not eligible for any ARS award that is limited to classes for either miniatures or minifloras. However, the Best Hi-Lo Certificate can be awarded to any combination of a large rose or spray with a miniature or miniflora rose or spray, or to a combination of a miniflora rose or spray with a miniature rose or spray.

Within these limitations, the show schedule may further limit the type or types of roses and the stage or stages to which these certificates may be awarded. **However, further limitation is not required by ARS rules.**

Only one certificate of each type may be awarded per show. If, for example, the show has several classes for large rose English boxes, only the best box of all the blue-ribbon winners in all the classes can be awarded an English Box Regular certificate.

Certain local society and district challenge classes may satisfy the requirements for these certificates. However, certificates may not be awarded to the winners of these classes unless the classes are open to all exhibitors. **A show may not limit eligibility for any of these certificates to members of the American Rose Society, to members of a particular society or district, or to residents of a particular area.**

The following Challenge Class and Collection Certificates are currently available.

English Box Regular

English Box Miniature

Hi-Lo

Rose Bowl, Large Bloom

Miniflora Rose Bowl

Rose Bowl, Miniature

The American Rose Society occasionally establishes additional challenge class and collection certificates. A complete and up-to-date list of certificates offered by the American Rose Society can be found under "Show Supplies" in the ARS Store section of the ARS website (rose.org).

CHAPTER 15
JUDGING SEEDLINGS AND SPORTS AND OTHER CLASSES

SEEDLINGS AND SPORTS

Definition

A seedling is an original specimen created by hybridization by the exhibitor. Some show schedules also include sports in this class. A sport is a mutation by nature of a variety resulting in a new variety.

An exception to the requirement that a rose be exhibited under a name that has been recognized by the American Rose Society is made for unregistered seedlings and sports. Unregistered seedlings and sports, by definition, do not have registered names recognized by the American Rose Society. Once seedlings and sports have been registered, they should not be shown in this class. The parents of the seedling or, in the case of a sport, the variety from which the sport originated, should be noted on the entry tag as well as the type of rose.

If the schedule permits, judges who are judging the show may enter the seedling class, provided they do not later judge the class.

Point Scoring

Seedlings and sports are judged using a special scorecard. Point scoring for seedlings and sports is as follows:

ORIGINALITY.....	20
FORM.....	20
COLOR	20
SUBSTANCE	20
STEM AND FOLIAGE	10
BALANCE AND PROPORTION	5
SIZE	5
TOTAL.....	100

Seedlings and sports can be of any rose type and should be judged by the standards of that type. However, originality of the characteristics of the variety is given extra consideration in the point scoring of the specimen. Originality or novelty represents beauty that is different from other roses in commerce. Originality should not represent something strange or ugly.

Seedling Awards

Rose seedlings and rose sports should not be considered for any ARS or show awards other than those specifically designated for them. The ARS offers the following certificate to the best blue-ribbon winners in the following category.

Best Seedling

Only seedlings hybridized and grown by the exhibitor are eligible for the Best Seedling Award. Sports are not eligible for this award.

OTHER CLASSES

This section describes the judging of some other classes found in roses shows. They are collected here because they do not readily fit into any other section of the *Guidelines*. Whether or not any of these classes is a “challenge class” depends on the show schedule in which it appears.

Judges’ Class

The judges’ class is open to all horticultural judges of the show and their immediate families who share the same garden. More than one judge may enter the judges’ class from the same garden and may even enter the same variety of rose. Any judge present during judging who does not have an entry in this class, including judges who are exhibiting in the show rather than judging it, may judge the class. The winner of the judges’ class may not be considered for any show award other than that designated for the judges’ class or classes.

There is no ARS rule that would prevent a judge who is only judging arrangements from exhibiting in the horticulture classes of the show. Unless the rules of the show indicate otherwise, a judge who is only judging arrangements may exhibit in either the horticulture classes of the show or in the judges’ class, but not both. Unless the rules of the show indicate otherwise, the judges’ class is open to judges who are only judging arrangements if the rules do not allow them to compete in the horticultural classes of the show. Unless the rules of the show indicate otherwise, a show chair of judges, who is not judging the show, may exhibit in either the horticulture classes of the show or in the judges’ class, but not both.

Schedule writers are encouraged to include a Judges’ Class or Classes in their schedules. Judges frequently travel to shows from areas in which the peak hybrid tea bloom is past or has yet to arrive. Therefore, the class should not be limited to hybrid teas. Separate classes for large roses and for miniatures and miniflora roses may be included, if desired. Additional classes may also be included if there is sufficient interest. However, only one ARS Best Judge’s Entry Certificate may be awarded in each show.

The standards used for One-Specimen Challenge Classes should be used (*See Chapter 14, Judging Challenge Classes and Collections*).

At the option of the show committee, in addition to the judges’ class, judges may also enter the seedling class.

Fragrance Class

If the ARS Most Fragrant Certificate is to be awarded, the class must be judged by ARS accredited judges using the following scorecard:

Fragrance.....	70
Horticultural Excellence	30

Horticultural excellence is judged applying the standards appropriate for the type of rose and stage exhibited.

If the winner of the fragrance class is selected by any other method, such as a vote by the public, the winner may receive a show award that is not an ARS award, but not the ARS Most Fragrant Certificate. Both methods can be used. The ARS Most Fragrant Certificate is awarded to the entry selected by the judges, and a show award presented to the entry selected the public.

Novice Class

Eligibility to enter the novice class is determined by the show schedule, not by the judge. Check the schedule to determine if the blue-ribbon winners in this class are eligible for other

awards, such as Hybrid Tea/Grandiflora Queen of Show, Best Floribunda Spray, Best Modern Shrub, etc.

Although the ARS offers a Best Novice Certificate, the *Guidelines* do not define novice, leaving the definition up to the show committee. Consequently, the definition can be fitted to the sponsoring society's desire to encourage new exhibitors. For a local show the class might be limited to those who have never won a blue ribbon or who have never won a trophy in the horticulture division of any ARS show, or who not won more than some specified number of blue ribbons, such as three, in the horticulture division of any ARS show. The definition can also be tailored to the level of competition. For a district or national show, a novice might be defined as someone who has never won a blue ribbon or a trophy at a district or national show.

Many new exhibitors begin by growing roses such as shrubs or miniature roses, rather than hybrid teas. To encourage new exhibitors, schedule writers are urged not to limit the class to any particular type of rose, such as hybrid teas, but to allow any type of rose at any stage to be entered in the class, or to include several classes for different types of roses.

The standards used for any other one-specimen class should be used for judging the novice classes (*See Chapter 14, Judging One-Specimen Challenge Classes*). In judging the novice class, judges should remember that inexperienced or novice exhibitors are encouraged by some small degree of success. However, standards for blue ribbons should be maintained.

Junior Class

Schedules frequently include a class limited to exhibitors below a certain age. Exhibitors must have grown the roses themselves in their own garden, which may be part of a larger garden. Eligibility to enter this class is determined by the show schedule not by the judge.

Junior is not defined in the *Guidelines*, leaving the definition up to the show committee. Typical cutoff dates are age sixteen and age eighteen, either at the date of the show or anytime during the calendar year in which the show is held.

Check the schedule to determine if the blue-ribbon winners in this class are eligible for other awards, such as Hybrid Tea/Grandiflora Queen of Show, Best Floribunda Spray, Best Modern Shrub, etc. The standards used for any other one-specimen class should be used for judging the junior classes (*See Chapter 14, Judging One-Specimen Challenge Classes*). In judging the junior class, judges should remember that inexperienced or novice exhibitors are encouraged by some small degree of success. However, standards for blue ribbons should be maintained.

Small Garden Class

Schedules may include a class limited to exhibitors who grow fewer than a certain number of rose plants. Eligibility to enter this class is determined by the show schedule, not by the judge. Check the schedule to determine if the blue-ribbon winners in this class are eligible for other awards, such as Hybrid Tea/Grandiflora Queen of Show, Best Floribunda Spray, Best Modern Shrub, etc.

“Leftover” Classes

Schedules may include a class for “leftovers,” typically a container that contains a certain specified minimum number of specimens. The schedule should be checked to make sure the exhibit meets the requirements of the class. For example, the class may permit both blooms and sprays and/or may permit any stage of bloom. In some cases, the requirement that the specimens be named is waived.

Unless the schedule indicates otherwise, this class is judged using the same standards applicable to the multiple specimens in one container class (*See Chapter 14, Judging Multiple*

specimens in one container, vases, and bouquets). Each specimen is judged using the prime elements of judging applicable to the stage and type of bloom exhibited. Each specimen counts equally. If the schedule does not specify the number of specimens required or limit the number of specimens that may be included in the collection, all things being equal, preference should be given to the collection that has the most specimens.

Container Grown Exhibits

Classes for roses grown in pots or hanging baskets, typically for miniature and/or miniflora roses, are sometimes found in rose shows. For shows held in the winter or early spring, the requirement that the exhibit be grown outdoors is typically waived. The schedule should be reviewed to make sure that the requirements of the class are met.

There is no ARS scorecard for judging container grown plants. However, the following factors should be considered: peak of perfection of the plant; quantity and quality of the blooms; appearance of the foliage; freedom from insects and disease; grooming, staging, and overall appearance of the plant. The plant should have a number of buds and blooms. Spent blooms and dead and diseased foliage should be removed. The container should be clean and of appropriate size for the plant.

Photography

Judging of rose photography is now covered in the *Guidelines and Rules for Judging Rose Photography*, which may be downloaded from the ARS website.

Awards for Other Classes

The following ARS awards are available for these classes:

Best Judge's Entry

Best Novice

Best Junior One-Bloom-per-Stem

Best Junior Spray

Most Fragrant Certificate

As noted above, these certificates, including the Best Judge's Entry and the Most Fragrant Certificate, can only be awarded by ARS accredited judges using ARS judging standards. Only one certificate of each type may be awarded per show.

Other Awards

The ARS offers a Sweepstakes Certificate. The classes included in the sweepstakes competition and the manner of selecting the winner are determined by the show committee. Only one Sweepstakes Certificate may be awarded per show.

The ARS offers a Best-in-Show Certificate. The eligible classes and manner of selecting the winner are determined by the show committee. (*See Chapter 10, Judging for Best in Show.*) Typically, all the best-in-class single stem entries are eligible for this award. At the option of the show committee, the winning entries in the challenge classes and collections section as well as the certificate winners in the arrangement and photography sections may also be considered for the Best in Show Certificate.

CHAPTER 16

JUDGING THE COURTS OF HONOR AND BEST IN SHOW

Introduction

The ARS currently provides Gold, Silver, and Bronze Certificates for the best, second best, and third best entries in each of the five courts of honor: Hybrid Tea/Grandiflora, Floribunda Spray, Modern Shrub, Miniflora, and Miniature. The number and titles of additional specimens, if any, in each Court of Honor are at the discretion of the show committee.

In Judging a Court of Honor, a judge must waive his or her preference for any particular variety, and must determine which specimen is the best example of its variety. Other specimens of the same variety are no longer available as a reference. Consequently, mental pictures of the best possible specimen for the variety must be brought forth from memory. The judge must then decide which of the roses in contention most closely approaches perfection. Blooms of varieties that produce larger blooms should not be favored merely because their blooms are larger than the blooms of other entries. Each bloom must be compared to the size that is typical of that variety, not to the size of the other entries under consideration.

It is important to be more critical of the specimens than when judging them in their respective classes. The specimens have had time to improve or deteriorate since they were first judged. The judge must reevaluate each specimen and not rely on impressions of what it was like when previously judged. As a judge moves from hybrid teas and grandifloras, to floribunda sprays, to modern shrubs, to minifloras, and to miniatures, the judge must realign his or her thinking to make the standards for each type of rose are bring applied.

Courts of Honor should be judged by written ballot so each judge gives an independent judgment. A judge should not attempt to color another's thinking by verbalizing his or her opinion when balloting.

Balloting for the Courts of Honor

There are several methods that can be used to select the Courts of Honor. Local rose societies may use any of these methods.

In one method, the blue-ribbon winning entries in the eligible classes are presented for judging. Each entry is numbered and balloting is done by number. Voting by number, rather than by varietal name, simplifies the counting of the ballots. In addition, if blue-ribbon winners from the novice, junior, and/or small garden classes are eligible for the Courts of Honor, more than one specimen of a particular variety may be presented for voting. Each judge ballots for the number of roses on the Court of Honor, in any order. The roses receiving the highest number of votes remain in contention, and the others are returned to their appropriate classes.

On the-second ballot the judges vote for the entries in order. Each vote for best gives the entry a number of points equal to the number of roses on the Court, for example, five points if there are five roses on the Court of Honor. And so on, until the entry voted last receives one point. The points are added up and the entry with the highest number is best. The second highest is second best, and the third highest is third best. If there is a tie, an additional ballot in which each judge votes for one of the tied entries is carried out.

This method allows a Court of Honor to be chosen relatively quickly because, in the absence of ties, only two ballots are required. It has been criticized because, if all the judges vote for the same entry for second best, and the votes for best are scattered, the entry all the judges felt should be second best will become the best as it will have the most points. However, this entry represents the consensus of the entire panel of judges, rather than the choice of a few

judges, because it would win any one-on-one vote between it and any other entry on the Court.

In a modification of this method, now used at national shows, after the entries in contention have been selected, each judge votes for the three best entries, in order. If one entry receives a majority of first place votes, it is best. If no entry receives a majority of first place votes, an additional ballot is conducted between the two or more entries that have received the largest number of first, second, and third place votes. Each judge votes for one entry. If more than two entries are being voted on and none receives a majority on the second vote, the entry having the fewest votes is eliminated and the process continued until one entry receives a majority of the votes. If it is not possible to determine the second and third best entries by a review of the initial ballots, additional ballots are conducted between the entries that received a large number of votes in the initial ballot to determine second best and third best.

In another method, the entries in contention are selected by balloting in any order, as above. Each judge then votes for one entry. The entry receiving the most votes, even if it is only a plurality, is best. If there is a tie, the tied entries are voted on again until a best has been selected. Then the judges vote for one of the remaining entries for second best. The process is repeated to select the third best, and, if necessary, the other spots on the Court of Honor. This method has a serious disadvantage. Because only a plurality is required, if the votes are scattered, as few as two or three judges can pick the Court of Honor. The resulting Court of Honor represents the opinion of a few judges, rather than the consensus of the entire panel.

Judging the Best-in-Class for ARS Certificates

For classifications in which there is not a Court of Honor, the best-in-class is chosen from the blue-ribbon winners of that class. If the number of entries is expected to be small, one of the teams that judged that class can be asked to choose the best-in-class from all the blue ribbons winners in the section. If there are many entries, the Show Chair of Judges can ask two teams to ballot for the best-in-class. At national shows, the best-in-class certificate winners must be selected by at least two judging teams.

As in selecting a Court of Honor, a judge must waive his or her preference for any particular variety and determine whether one specimen is a better example of its variety than another. Again, the premise that a superior example of a variety should be rewarded prevails.

Balloting for the Best in Show

ARS provides a certificate for Best in Show. Typically, all the best-in-class winners are included in the competition. At the option of the show committee, the winners of challenge classes and collections and as well as certificate winners in the arrangement and photography sections may be included in the competition. Selection may be made by all the judges judging the show or by a team appointed by the chairman of judges. **The selection should be by written ballot so no judge can unduly influence the others.**

The judges should take time and care to select the Best in Show. The Best in Show should not be an award given to the largest and showiest entry on the table, or an award given to a particular variety or classification favored by a judge.

It is difficult to judge one type of rose against another type or a collection of roses. The only practical way is to evaluate which specimen or exhibit is the superior example of a particular rose or group of roses. The Best in Show should be an outstanding specimen or exhibit that exceeds normal standards for that particular classification. An exhibit that makes the judge think "that is the best (fill in the blank) I have ever seen!" As judges look at each eligible exhibit, they should ask themselves which is the best example of that variety or class they have ever seen. Often this helps the judge to make a valid selection for the Best in Show.

CHAPTER 17

GUIDELINES FOR ROSE SHOWS

ROSE SHOW FORMATS

Each District and each local society may establish its own show procedures and local rules, but these rules may not conflict with established ARS rules. Districts and local societies are strongly encouraged to follow the guidelines for ARS show procedures.

One-Class-Per-Variety Show

A one-class-per-variety is a show in which every variety entered competes for ribbons only against roses of the same variety. The entries may be arranged alphabetically by varietal name, by color class, or alphabetically within each color class. Examples include alphabetical shows and alphabetical color class shows, described below.

Alphabetical Shows

This is the format used for all National shows. Entries are placed on the show table in alphabetical order of their AENs so that all entries of the same variety are placed together. Ribbons are awarded to each variety as the judges see fit.

So that all the entries of the same variety are judged together, before judging, the class should be checked to make sure (1) that all the entries of each variety have been grouped together and (2) that any entries entered under an accepted synonym of their AEN have been moved to the proper place. If it is later determined that an entry has been inadvertently omitted from the judging, the omitted entry should be placed with the other entries of that variety and the class rejudged. Although it may be difficult to assign the proper space for each variety of rose, this format is the easiest for the exhibitor.

Color Class Shows

In this format, entries are placed in classes arranged by color class. Often there are specific classes for frequently exhibited varieties. When there are many entries of the same variety in a color class (such as the medium pink class) additional classes for those varieties are added after entries close. This format is difficult for the newer exhibitor because he or she must look up the color class of each rose entered.

Alphabetical Color Class Shows

To keep the look of a color class show, a society may decide to use this format. It is a one-class-per-variety show that combines the alphabetical format and the color class format. Entries are placed in classes arranged by color class. Within each color class, the entries are placed in alphabetical order and judged just as in an alphabetical show. Although the exhibitors have to look up the color class of each variety, placing the exhibit is simplified.

WRITING A GOOD SCHEDULE

The final authority for a rose show is its own schedule, provided it is not in conflict with ARS rules. If the show schedule is in conflict with the rules governing ARS awards, the judges must decline to give the awards.

A well-written show schedule will eliminate many problems that can occur during judging. It is advisable to have an accredited judge write the show schedule. All show schedules should contain rules for exhibitors. Information that should be included: the time and

place for entries, time entries may be removed at the close of the show and by whom. Also, in which classes containers will be provided by the show committee.

It is important to be clear as to the requirements of a class. This is especially true of challenge classes and collections. Terms that are not defined by the *Guidelines* should be avoided or must be defined in the schedule. Terms that are not defined by the *Guidelines* and must be defined in the schedule include, for example, “novice”, “junior”, “micro-mini”, “decorative rose”, “blend rose”, and “English rose”. If a class description contains an undefined term or a class description is ambiguous or unclear so the judge is uncertain as to whether an entry satisfies the requirements of the class, rather than guess what was intended, ask the show committee to clarify the class description.

To avoid confusion, listing the types of roses and stage or stages of bloom allowed in various challenge classes and collections is especially important. Be specific; it will be helpful to the exhibitors and the judges. The Chair of the Horticultural Judging Committee or the District Chair of Judges would be pleased to review your schedule and give advice to improve it.

GUIDELINES FOR ROSE SHOWS USING ARS STANDARDS

Purpose

The purpose of this section is to present guidelines and procedures applicable to National and District Shows and suggested for local shows eligible for ARS awards. This information is intended to help achieve consistency in the operation of all shows. These guidelines are designed to be useful to Show Chairmen, Chairmen of Judges, judges, clerks, exhibitors, and schedule writers.

Each district and each local society may establish its own show procedures and local rules, but these rules may not conflict with established ARS rules. It is strongly recommended the following information be included in all show schedules.

Guidelines for Judges

1. Judging shall be done by ARS Accredited Judges who may be assisted by ARS Apprentice Judges.

2. Judging teams should preferably consist of three Accredited Judges or two Accredited Judges and one Apprentice Judge.

3. Judging shall be in accordance with the current ARS *Guidelines & Rules for Judging Roses*. Judges may bestow or withhold any award, including ribbons, as they see fit. Judging for major awards should be shared by all the judges judging the show, if possible. The decision of the judges is final.

4. A judge must never touch an exhibit except to remove exhibition aids inadvertently left on an exhibit. A judge may pick up a vase in order to more fully examine the specimen. In doing so, carefully grasp the exhibit by the vase. Removing a specimen from its container to examine it for any purpose is both unnecessary and improper. Challenge classes must never be moved or touched, except to remove exhibition aids inadvertently left on an exhibit, until after judging is complete.

5. After a winning entry has been selected in a challenge or collection class, a team of judges should review the winning entry for any of the disqualification conditions. If a disqualification is found, the class will be judged again by the original team or teams of judges to determine if another entry is worthy of the award. This procedure must be followed in all National and District Shows. It is recommended for local shows.

6. Judges judging the horticulture section of the show and members of their immediate family should not exhibit except in classes specified for judges. Judges may exhibit in the

judges' class, and, at the option of the show committee, in the seedling class. Judges or members of their immediate family may not be considered for any award other than the award or awards the show committee may designate for class or classes specified for judges (See *Chapter 15, Judging Seedlings and Sports and Other Classes*, for a description of the Judges' Class).

7. In a color class show, at the discretion of the judges, more than one first, second or third place ribbon may be awarded in a class, provided awards are made to different varieties. In collection classes calling for more than one variety, more than one first, second or third place ribbon may be awarded. Selection of the best in the collection class shall be from the blue-ribbon winners if there is more than one. More than one Honorable Mention Ribbon may be awarded in any class.

8. In selecting the Courts of Honor and other certificate winners it is recommended that the judges use a written ballot rather than oral selection.

9. Judges should not enter the exhibitors' preparation area or the show area prior to the designated time for judging to commence. A separate preparation area should be made by the Show Committee for the judges to prepare their entries. In the absence of a separate preparation area for judges, judges should quickly place their entry or entries and immediately exit the preparation area.

10. The final authority for a rose show is its own schedule. It should be followed as printed. However, when ARS Awards are given, the rules governing these awards must be followed or the judges must decline to give the awards.

11. Judges should be familiar with the references that list ARS approved exhibition names. The online *Modern Roses* database is the most up to date ARS publication. If it is not available in the show area, judges should have personal copies of these references with them. It is helpful for show committees to have a copy of each of these references available to ease the burden of judges having to carry their own copies. However, unless judges are certain these references will be available, they should provide their own copies (See *Chapter 4, Disqualification and Penalization*, for a list of these references).

Guidelines for Exhibitors

All show schedules should contain rules and guidelines for exhibitors. Exhibitors should read these instructions carefully. A disqualification can result from not following the specifications outlined in the schedule.

Exhibiting should be a friendly endeavor; however, each exhibitor has the final responsibility for his or her entries. Exhibitors must graciously accept the decisions of the judges as final.

1. Competition should be open to all rose growers regardless of residence. However, the schedule may include one or more classes in which competition is limited to, for example, local society members, members of the district, American Rose Society members, or members who reside in a particular geographic area. Special classes for juniors, novices, and individuals who grow fewer than a certain number of rose plants may also be included

2. Unless the show rules expressly permit more than one person to enter from the same garden, all parties from the same garden must enter as one exhibitor. Unless the show rules expressly permit more than one entry of the same variety in the same class from the same garden, only one entry of the same variety will be allowed from the same garden in any one class. However, more than one individual may enter the judges' class from the same garden and may even enter the same variety of rose.

3. All roses must be grown outdoors by the exhibitor unless there are classes available for indoor grown roses.

4. The show schedule should include the time and place for acceptance of entries. It is also helpful to state when entries may be removed and by whom.

5. Containers and entry tags will be furnished by the show committee, unless stated otherwise in the show schedule.

6. Each entry must be accompanied by an entry tag showing the class, variety name, and exhibitor's name. When a challenge class or collection calls for multiple specimens displayed in the same container and the entry tag is not large enough to list all varieties in the container, exhibitors are permitted to place a list of all the varieties in the container next to the entry so that the varieties are listed in a way that is easily visible to the judges. Alternatively, the varieties may be listed on the back of the entry tag. When the schedule calls for multiple specimens displayed in separate containers, each container should have its own entry tag. The tag should indicate the exhibitor's name, the class number, and the name of the variety in the container, not the names of all the varieties in the challenge class or collection. However, one entry tag is sufficient if the class calls for all the roses in the entry to be the same variety, such as in the cycle of bloom class.

7. Roses are to be exhibited by the recognized ARS exhibition name (AEN). In every case of conflict between these sources, the latest one published shall take precedence. The online *Modern Roses* database is the most up to date ARS publication and takes precedence over all other publications. The following is the list of official ARS publications listing Approved Exhibition Names: *Modern Roses*, *Official List of Approved Exhibition Names for Exhibitors & Judges*, *Handbook for Selecting Roses*, and the online *Modern Roses* database. In cases where a variety is not listed in any of the above official ARS publications, the Combined Rose List (CRL) may be used as a reference. An exception is made for special classes for unregistered seedlings and sports, which, by definition, do not have registered names recognized by the American Rose Society.

8. At the time of judging, the specimen should be at the stage specified in the show schedule. For a variety having exhibition form at exhibition stage, this is usually one-half to three-fourths open. Grandifloras and hybrid teas sprays should be exhibited in a similar manner to floribunda sprays. Floribunda and polyantha sprays should display the maximum proportion of blooms at or near the exhibition stage for that particular variety. Specimens in open bloom classes must be open with stamens visible.

9. The length of the stem should be in proportion to the size of bloom. Foliage should be clean and free of spray residue.

10. The following scale of points will be used for judging entries:

FORM.....	25
COLOR	20
SUBSTANCE	15
STEM AND FOLIAGE	20
BALANCE AND PROPORTION	10
SIZE	10
TOTAL.....	100

11. Entries will be disqualified for the following reasons. There are no others.

A foreign substance that has been applied to enhance the beauty of the entry.

Misnamed. The name of the rose is neither the variety name given on the entry tag nor an accepted synonym thereof.

Unlabeled or Mislabeled. Entry lacks an entry tag or the exhibitor's name, the class number, and/or the name of the variety is not given on the entry tag.

Exhibitor's name visible, if not corrected before the entry is judged.

An entry that was not grown outdoors.

An entry that was not grown by the exhibitor

Violation of show rules, specifically:

A challenge class or collection entry that does not satisfy the composition and/or staging requirements of the class in which it is entered.

An entry in a class with restricted eligibility that the exhibitor is not eligible to enter.

When expressly prohibited by the show rules, entries made in the name of an absent exhibitor.

Unless expressly permitted by the show rules, separate entries from the same garden by two or more exhibitors.

Unless expressly permitted by the show rules, multiple entries of the same variety by the same exhibitor in the same class.

Guidelines for Rose Show Clerks

Rosarians who participate as clerks in our rose shows are very important to the success of our shows, particularly at the time of judging. Clerks for the show should be selected from those rosarians who are willing to carry out the duties of a clerk and are interested in observing the judging process. They are responsible to the Chair of Clerks for the show and are available to provide for any needs of the judges.

The following are guidelines as to the duties, responsibilities and demeanor of the clerks during the time of judging:

1. Clerks will not participate in the judging process, enter into the judges' deliberations or question the judges' decisions.

2. The Chair of Clerks should refrain from having too many people acting as clerks. Often one clerk per judging team to record awards and one to attach ribbons is sufficient. Two or three clerks should be designated to act as runners.

3. Clerks will follow the judges and affix the ribbons to the entry tags after the entire class has been judged.

Alternatively, a team of clerks may be assigned to each section of the show. The team is responsible for affixing ribbons to the entry tags of all the entries in their section and moving blue-ribbon-winning entries to the area designed for the selection of ARS certificates. The team is also responsible for making sure that all the entries in their section have been judged.

4. In classes other than challenge classes and collections, clerks will see that the blue-ribbon-winning entries are moved to a designated area for final judging in the selection of ARS Certificate Awards. Entry tags of the blue-ribbon winners are left closed until the final award winners have been chosen.

5. A clerk must never touch an exhibit unless instructed by a judge to move an exhibit or to remove exhibition aids inadvertently left on an exhibit. The only exception is when entries are moved to a designated area for selection of the ARS Certificate Awards. In doing so the clerk should carefully grasp the exhibit by the vase. Challenge classes and should never be moved or touched, except to remove exhibition aids inadvertently left on an exhibit, until after judging is complete.

6. After ARS Certificate Awards are determined, the clerks should return the remaining blue-ribbon winners back to their original classes.

ARS Awards

Generally, rose shows operating under American Rose Society standards will offer ARS Awards. All local societies whose dues are current and all districts may offer these awards. Certificates may be awarded at any rose show and at any general flower show when the Show Chair deems there are sufficient entries to warrant the awards and the show is operated in accordance with ARS standards. The number of certificates in each category in competition in a single show shall be limited to one set and may be used only as specified. These certificates, along with other show supplies, are available from ARS Headquarters. A complete and up-to-date list of certificates offered by the American Rose Society can be found under "Show Supplies" in the ARS Store section of the ARS website (rose.org).

Only one certificate of each type may be awarded per show. **Classes in which these certificates are awarded must be open to all exhibitors. A show may not limit eligibility for any of these certificates to members of the American Rose Society, to members of a particular society or district, or to residents of a particular area.**

The certificates include:

1. ARS Gold, Silver, and Bronze Medal Hybrid Tea/Grandiflora Certificates shall be awarded to the best, second best, and third best Hybrid Teas and/or Grandifloras, respectively.

2. ARS Gold, Silver, and Bronze Medal Floribunda Spray Certificates shall be awarded to the best, second best, and third best Floribunda Sprays, respectively.

3. ARS Gold, Silver, and Bronze Medal Modern Shrub Certificates shall be awarded to the best, second best, and third best Modern Shrub entries, respectively.

4. ARS Gold, Silver, and Bronze Medal Miniflora Certificates shall be awarded to the best, second best, and third best Minifloras, respectively.

5. ARS Gold, Silver, and Bronze Medal Miniature Certificates shall be awarded to the best, second best, and third best Miniatures, respectively.

6. The Dowager Queen Award shall be awarded to the best blue-ribbon-winning Old Garden Rose variety not classed as a species, introduced prior to 1867, including any rose whose exact year of introduction is unknown but which is known to have been in existence prior to 1867.

7. The Victorian Rose Award shall be awarded to the best blue-ribbon-winning Old Garden Rose not classed as a species, introduced in 1867 or later, or whose date of introduction, though after 1867, is unknown.

8. The Genesis Award shall be awarded to the best blue-ribbon-winning species rose. If the Genesis Award is not offered in the show schedule, species roses may be entered in the Old Garden Roses sections and will then be eligible for the Dowager Queen or Victorian Awards, depending on their date of introduction into commerce.

9. In addition to the Certificates listed above, the ARS offers a number of other Certificates. These certificates are listed at the end of the chapters on judging various classifications of roses and well as in Chapter 14, "*Judging Challenge Classes and Collections*" and in Chapter 15, "*Judging Seedlings and Sports and Other Classes*".

CHAPTER 18

GUIDELINES FOR OPERATING NATIONAL ROSE SHOWS

American Rose Society National Rose Shows are typically held in the spring and fall in different parts of the country. The following standards have been established for the conduct, staging and judging of these shows. Where applicable, these standards also apply to the National Miniature Rose Shows held at American Rose Society Miniature Conferences. The National Rose Show schedule is not limited to these classes, or to the numbering of these classes, as set forth here. Additional sections, classes, and collections may be added at the discretion of the show committee with entries arranged alphabetically, where applicable.

All ARS National Convention Rose Show Horticulture Schedules must be approved by the National Chair of the Horticulture Judging Committee (“National Chair”) and the District Chair of Horticulture Judging (“District Chair”) of the district in which the show is being held (“the district”) **prior to going to print.**

Every ARS National Show shall abide by these guidelines. Any deviation from these guidelines must be approved by the National Chair, the District Chair, and the Show Chair of Judges.

Guidelines for Selecting Judges

Judging assignments will be made by the Show Chair of Judges and approved by District and National Chairs of Judges. Judging assignments shall be made in accordance with the guidelines given below.

Judges may request to judge a National Show. The Show Chair of Judges, in consultation with the District and National Chairmen, will determine the number of judges needed. Judges for the National Rose Show will be selected by the Show Chair of Judges, the District Chair, and National Chair. All horticulture judges judging the National Rose Show or the National Miniature Rose Show must be registered for the National Convention or Conference.

Members of the ARS Horticulture Judging Committee and the ARS Board of Directors will be given preference if they indicate their desire to judge to the Show Chair of Judges before the early registration deadline for the Convention or Conference. The ARS President and Vice-President and their spouses or guests, if applicable, shall be invited to judge.

ARS Apprentice Judges are encouraged to judge the National Show. However, if possible, there should not be more than one Apprentice Judge per judging team. In the following description “judge” refers to either an Accredited Judge or an Apprentice Judge.

Guidelines for Exhibitors

The show will be governed by the standard rules, regulations and guidelines of the American Rose Society. All show schedules should contain rules for exhibitors. (*See Chapter 17, Guidelines for Exhibitors*)

Except for National and District Challenge Classes, competition is open to all rose growers registered for the Convention or Conference regardless of residence. ARS National Classes are open only to members of the American Rose Society registered for the Convention or Conference. If applicable, at the option of the district, some or all of the District Challenge Classes may be limited to ARS members registered for the Convention or Conference who are also members of the district. (By ARS Rules, the J. Horace McFarland District Trophy and the Ralph S. Moore District Trophy are limited to members of the district.) At the option of the host society, the schedule may also include one or more challenge classes that are limited to members of the host society registered for the convention.

Guidelines for Staging National Challenge Classes

Host rose societies for ARS National Rose Shows shall provide adequate space for the proper staging of ARS National Challenge Classes. Exhibit tables for large rose challenge classes should be low risers or tables about 18 inches (45.7 cm) high and accessible from both sides by the judges. If such an arrangement cannot be accommodated, then provisions must be made to enable the judges to view the entries from above the blooms. ARS National Challenge Classes for miniature and miniflora roses should be staged on tables of normal height.

Schedule for National Rose Shows

All National Rose Show Schedules (other than the schedules for the National Miniature Rose Shows) shall comprise the following classes. Numbers and sections do not have to be in this order. They can be listed any way that is convenient, but the wording must adhere to these rules. The National Chair, together with the District Chair and the Show Chair of Judges, can make deviations for special circumstances.

Section A — ARS National Challenge Classes

The wording of these classes is given in Chapter 19.

Section B — ARS District Challenge Classes

Wording as provided for by the district. Inclusion of some or all of the District Challenge Classes, some or all of which at the district's option, may be limited to members of the district registered for the Convention is at the option of the district. The host society may, if it desires, include some or all of its challenge classes, which, at the host society's option, may be limited to members of the host society registered for the Convention. However, ARS certificates may not be awarded in classes that are not open to all exhibitors.

All entries in the following will be arranged alphabetically by AEN. The entries of each variety will constitute a separate sub-class.

Section C — Hybrid Tea and Grandifloras

Class C-1: Hybrid Teas and Grandifloras one-bloom-per-stem. Eligible for Hybrid Tea/Grandiflora Gold Certificate, Silver Certificate, Bronze Certificate, and Court of Honor awards.

Class C-2: Hybrid Tea Single. Eligible for the Best Large Rose Single Bloom Certificate.

Class C-3: Open one-bloom-per-stem Hybrid Tea, Grandiflora or Floribunda, stamens must show. Limited to varieties whose exhibition stage is not an open bloom. Eligible for the Best Large Rose Open Bloom Certificate.

Class C-4: Hybrid Tea Sprays. Eligible for the Hybrid Tea Spray Certificate.

Class C-5: Grandiflora Sprays. Eligible for the Grandiflora Spray Certificate.

Section D — Floribundas

Class D-1: Floribunda one-bloom-per-stem. Eligible for the Floribunda One-Bloom-Per-Stem Certificate.

Class D-2: Floribunda Sprays. Eligible for Floribunda Gold Certificate, Silver Certificate, Bronze Certificate, and Court of Honor awards.

Floribunda open blooms are to be shown in Class C-3.

Section E-Polyanthas

Class E-1: Polyantha Sprays. Eligible for the Polyantha Spray Certificate

Section F-Climbers and Ramblers

Class F-1: Climber or Rambler one-bloom-per-stem or spray. Entries must be classed as Large Flowered Climber (LCI), Hybrid Wichurana (HWich), Hybrid Gigantea (HG), or Rambler (R). Those varieties classed as CI HTs, CI Min, etc. must be exhibited in their respective non-climbing classes. Eligible for Climber certificate.

Section G — Shrubs

Class G-1: Classic Shrubs. Shrubs classed as Kordesii (Kor), Hybrid Moyesii (HMoy), Hybrid Musk (HMask), or Hybrid Rugosa (HRg). Eligible for Classic Shrub Certificate.

Class G-2: Modern Shrubs. Shrubs classed as English-Style (antique-style) (Eng), Ground Cover (Gc), or Landscape Shrubs (S). Eligible for the Modern Shrub Gold Certificate, Silver Certificate, Bronze Certificate, and Court of Honor awards.

Section H — Old Garden Roses

Class H-1: Old Garden Roses, any varieties NOT classed as a species (Sp) rose introduced prior to 1867, including roses with unknown dates known to be in existence prior to 1867. Eligible for Dowager Queen Award.

Class H-2: Old Garden Roses, any varieties NOT classed as a species (Sp) rose introduced in 1867 or after, or with unknown dates of origin after 1867. Eligible for Victorian Award.

Class H-3: Old Garden Roses, any variety classed as a species (Sp) rose regardless of introduction date. Eligible for Genesis Award.

Section I — Miniatures

Class I-1: Miniatures one-bloom-per-stem. Eligible for Miniature Gold Certificate, Silver Certificate, Bronze Certificate, and Court of Honor awards.

Class I-2: Miniature Single. Eligible for Single Miniature Certificate.

Class I-3: Open one-bloom-per-stem Miniatures, stamens must show. Limited to varieties whose exhibition stage is not an open bloom. Eligible for Open Bloom Miniature certificate.

Class I-4: Miniature Sprays. Eligible for Miniature Spray certificate.

Section J-Minifloras

Class J-1: Minifloras one-bloom-per-stem. Eligible for Miniflora Gold Certificate, Silver Certificate, Bronze Certificate, and Court of Honor awards.

Class J-2: Miniflora Single. Eligible for Miniflora Single Certificate.

Class J-3: Open one-bloom-per-stem Minifloras, stamens must show. Limited to varieties whose exhibition stage is not an open bloom.

Class J-4 Miniflora Sprays. Eligible for Miniflora Spray Certificate.

Section K — Additional Challenge Classes and Collections.

The show committee may add additional challenge classes and collections. It is recommended that the schedule include those challenge classes and collections for which the ARS offers certificates. (See Chapter 14, *Judging Challenge Classes and*

Collections, for a list of these awards.) A complete and up-to-date list of certificates offered by the American Rose Society can be found under “Show Supplies” in the ARS Store section of the ARS website (rose.org).

It is recommended that the schedule include a class or classes for novice exhibitors, a class or classes for junior exhibitors, and a fragrance class. Because the horticulture judging *Guidelines* do not have a definition of novice, the definition of novice is at the option of the show committee and must be included in the show schedule. Although other definitions are possible, for national shows one of the following two definitions of novice might be used: (1) an exhibitor who has never won a blue ribbon in the horticulture division of an American Rose Society district or national rose show, or (2) an exhibitor who has never won a trophy in the horticulture division of an American Rose Society district or national rose show. “Junior” is also not defined in the *Guidelines* and must be defined in the show schedule.

The schedule should also include a judges’ class or classes.

It is generally unnecessary to include a seedling class. The Rose Hybridizers Association Trophy is offered in all national shows. Each hybridizer is permitted to make up to three entries in this class.

At the option of the show committee, the Best in Show Certificate may be awarded. All the best-in-class single stem entries should be eligible for this award. At the option of the show committee, the winning challenge classes and collections as well as the certificate winners in the arrangement and photography sections may also be considered for the Best in Show Certificate.

Schedule for National Miniature Shows

The schedule for the horticulture division of the National Miniature Show is similar to this schedule but contains only the miniature and miniflora classes listed above, the national miniature and miniflora challenge classes specific to a national miniature show, and other miniature and miniflora challenge classes as determined by the show committee. It is recommended that the schedule include at least those miniature and miniflora challenge classes and collections for which the ARS offers certificates. (See Chapter 14, *Judging Challenge Classes and Collections* or the ARS Website for a list of these awards.) It is also recommended that the schedule include classes for judges, fragrance, novices, and juniors. At the option of the show committee, the Best in Show Certificate may be awarded.

Judging National Challenge Classes

The ARS National Challenge Classes are the focal point of every National Rose Show. It is therefore imperative that the following procedures be followed:

In the National Rose Show Schedule, immediately following the designation of the “ARS National Challenge Classes” section, and preceding the classes and their respective correct wording, the following should appear:

“Exhibitors are encouraged to demonstrate their artistic prerogatives through the overall appearance of their entries as permitted in *Guidelines and Rules for Judging Roses*. Staging of Challenge Classes will be at the discretion of the exhibitor and will have no restrictions or limitations as to the relative placement of the individual specimens comprising the entry in each class, provided the exhibit is staged within the space allowed by the class description in the schedule.”

A minimum of nine judges will vote on each ARS National Challenge Class. Each judge will cast a written ballot. **Each judge will vote individually, not as a member of a team.** The same judges should not judge all the ARS National Challenge Classes. A judge may vote “No

Award” if he or she decides that none of the entries in a class is worthy of the award for which it is competing.

If there are three or more entries in a class, it is preferable that each judge designate the top three or four entries *in order*. This will make it unnecessary for the judges to re-ballot on the class if there is a tie or if no entry receives a majority of the first-place votes. To show relative merit, it is recommended that second, third, and honorable mention ribbons be awarded in National Challenge Classes when the entries merit them.

Under no circumstances may an individual judge or team of judges disqualify an entry in a National Challenge Class. Only the Verification Team may disqualify an entry in a National Challenge Class. If a judge notices or suspects a potential disqualification in a National Challenge Class, he or she should point it out to the Verification Team, whose decision concerning disqualifications is final.

Similar guidelines are established for judging district challenge classes in national shows, except that, depending on the number of judges available, as few as five judges may ballot on a district challenge class. Judging teams for all other classes should consist of three judges, if possible.

Judging the Courts of Honor at National Shows

At a National Show the selection of each of the five Courts of Honor will be supervised by the National Chair or his or her representative. If available, official ARS ballots will be used in the balloting. The number of roses selected for the Court of Honor will be as specified in the show schedule. Typically, ten roses are selected for each group, but the floribunda group may have fewer than ten roses.

The roses to be voted on are selected from the blue-ribbon winners in the eligible classes, which will be presented on separate tables (low tables for hybrid teas and grandifloras and regular height tables for the other classes). Each eligible entry will have a number written on its entry tag and balloting will be by number.

In the initial ballot, the number of roses in competition is reduced to the number of roses in the Court of Honor. Depending on the number of judges available, the number of blue-ribbon winners to be considered, and the time available for judging, the initial ballot can be either by a group of no fewer than six judges or by all the judges who will vote to select winners of the Court of Honor. In either case, each judge will cast a ballot listing the required number of roses, in any order. The roses that receive the highest numbers of votes remain on the table. The other roses will be removed from the table and returned to their respective classes. If two or more roses are tied for the last position or positions, the tie is broken by a vote between the tied roses so that only the number of roses required for the Court of Honor remains on the table. If necessary, an additional group of three or more judges may be called in to break a tie.

Depending on the number of judges available, nine to fifteen judges should select the Gold, Silver, and Bronze Certificate winners from the roses previously selected.

Each judge will vote for the three best roses, *in order*. If one rose receives a majority of first place votes, it is awarded the Gold Certificate. If no rose receives a majority of first place votes, an additional ballot will be conducted between the two or more roses that have received the largest number of first, second, and third place votes. Each judge votes for one rose. If more than two roses are being voted on and none receives a majority on the second vote, the rose having the fewest votes is eliminated and the process continued until one rose receives a majority of the votes. If it is not possible to determine the second and third best roses by a review of the initial ballots, additional ballots are conducted between the roses that have received the largest number of votes in the initial ballot to determine the winners of the Silver

and Bronze Certificates.

After the Certificate winners have been selected, the remaining roses constitute the additional members of the Court of Honor. If the schedule requires that the remaining roses be placed in order, for example fourth through tenth, this determination may be made by a single team of at least three judges.

The best-in-class certificate winners will be selected by at least two teams of judges. Those judges whose judging assignment included the classes eligible for the award should participate.

Verification Team

Before an award-winning entry goes to tabulation or to the head table, it must be checked for disqualifications and for conformance to the *Guidelines* and the requirements of the show schedule by a Verification (“checking”) Team. Because of the number of entries that need to be checked in a timely manner, the Verification Team should have a minimum of three judges and, preferably, five or six judges. Judges assigned to this team should also vote for challenge classes and may receive other short judging assignments, such as judging the junior and/or novice classes, but they should be available to begin the verification process once a number of award winners have been selected.

The Verification Team should, among other things, verify that the roses are correctly named, entered in the proper class, and are free from disqualifications, such as foreign substances. For collections, the Team should also check that all the varieties in the collection are listed on the entry tag and that every variety listed on the entry tag is present in the collection. The Team should also verify that the correct number of varieties and specimens is present in the collection and that every variety exhibited in a collection satisfies the requirements of the show schedule. For example, the Team should verify that every variety exhibited in an Old Garden Rose collection is classified as an Old Garden Rose, and that every variety exhibited in a shrub collection is classified as a shrub.

The Verification Team may consult with the Show Chair of Judges, District Chair, National Chair, and/or with other judges concerning potential disqualifications, such as an incorrect name. The Show Chair of Judges, District Chair, and National Chair may review one or more entries and bring any potential disqualifications to the attention of the Verification Team. However, the decisions of the Verification Team concerning disqualifications are final.

When the Verification Team has completed its review of all the entries receiving awards, it will notify the Show Chair of Judges, District Chair, and National Chair that all the entries receiving awards are free of disqualifications and in compliance with the *Guidelines* and the requirements of the show schedule. The Show Chair of Judges, District Chair, and National Chair will then declare judging complete. **No awards are final until judging has been declared complete.**

CHAPTER 19

NATIONAL CHALLENGE CLASSES

All ARS Challenge Classes are open only to current members of the American Rose Society. All National Challenge Classes are to be placed on tables no higher than 18” except for Challenge Classes for miniatures and minifloras, which are to be placed on tables of regular height.

NATIONAL HORTICULTURE SPRING SHOW AWARDS

1. NICHOLSON BOWL: An entry of nine (9) hybrid tea and/or grandiflora blooms, one-bloom-per-stem, each at exhibition stage, each of a different variety, exhibited in separate containers. [Width allowed 36 inches]
2. C. EUGENE PFISTER MEMORIAL TROPHY: An entry of three (3) hybrid tea and/or grandiflora sprays, one or more varieties, exhibited in separate containers. [Width allowed 18 inches]
3. NEW ZEALAND KIWI AWARD: An entry of six (6) specimens, each of a different variety, four (4) exhibition form hybrid tea and/or grandiflora blooms, one-bloom-per-stem, each at exhibition stage, and two (2) floribunda sprays, exhibited in separate containers. [Width allowed 36 inches]
4. JOSEPH J. KERN TROPHY: An entry of five (5) Old Garden Roses, each of which may be either one bloom, with or without unopened side buds, or a spray, each of a different variety, exhibited in separate containers. Species varieties are eligible for this class. [Width allowed 36 inches]
5. DOROTHY C. STEMLER MEMORIAL AWARD: An entry of an Old Garden Rose Bouquet consisting of eight (8) Old Garden Rose specimens, each of which may be one bloom with or without unopened side buds or a spray, one or more varieties, exhibited in a container provided by the exhibitor. Species varieties are eligible for this class. All varieties in the collection are to be listed on the entry tag or on a list placed next to the entry. [Width allowed 30 inches]
6. WILLIAM H. MAVITY TROPHY: An entry of five (5) floribunda and/or grandiflora sprays, each of a different variety, exhibited in separate containers. [Width allowed 36 inches]
7. HERB SWIM MEMORIAL TROPHY: An entry of five (5) hybrid tea and/or grandiflora blooms, one-bloom-per-stem, each at exhibition stage, each of a different variety, exhibited in separate containers. [Width allowed 30 inches]
8. ANN REILLY MEMORIAL TROPHY: An entry of five (5) one-bloom-per-stem floribundas, each at exhibition stage, not more than two of any one variety, exhibited in separate containers. [Width allowed 30 inches]
9. DR. GRIFFITH J. BUCK TROPHY: An entry of three (3) classic and/or modern shrubs, each of a different variety, exhibited in separate containers. Each specimen may be either one bloom, with or without side buds, or a spray. [Width allowed 30 inches]
10. FRED EDMUNDS, SR. MEMORIAL YOUTH AWARD: An entry of three (3) specimens, each specimen of which may be a bloom at any stage or a spray, any classification or classifications, each of a different variety, exhibited in separate containers. Roses must be grown and exhibited by an exhibitor between 10 and 18 years of age at any time during the calendar year in which the show is held. [Width allowed 30 inches]
11. ROSE HYBRIDIZERS ASSOCIATION TROPHY: An entry of one (1) seedling (not a sport) bred by an amateur hybridizer, to be judged according to the standards for seedlings and

sports as outlined in the *Guidelines and Rules for Judging Roses*. Each hybridizer may make up to three entries in this class. [Width allowed 18 inches]

12. PRESIDENT'S TROPHY: An entry of three (3) specimens, each specimen of which may be a bloom at any stage or a spray, any classification or classifications, one or more varieties, exhibited in separate containers. Open to members who grow no more than 50 rose plants. [Width allowed 30 inches]

13. JAN SHIVERS TROPHY: An entry of seven (7) one-bloom-per-stem miniature "Award of Excellence" winners, each at exhibition stage, each of a different variety, exhibited in separate containers. [Width allowed 24 inches]

14. DEE BENNETT MEMORIAL TROPHY: An entry of twelve (12) miniature roses, one-bloom-per-stem, each at exhibition stage, one or more varieties, exhibited in a container provided by the exhibitor. The exhibitor may use floral foam for support. [Width allowed 18 inches]

15. J. BENJAMIN WILLIAMS TROPHY: An entry of ten (10) miniflora roses, one-bloom-per-stem, each at exhibition stage, either one each of ten (10) different varieties or two (2) each of five (5) different varieties, exhibited in separate containers. [Width allowed 36 inches]

16. GARDEN WEB ROSE FORUM BEST IN SHOW TROPHY: Best horticultural entry on the trophy table. Selected from single-specimen entries, any classification, only. To be judged by a panel of five (5) judges selected by the Chair of the ARS Horticulture Judging Committee.

NATIONAL HORTICULTURE FALL SHOW AWARDS

1. J. HORACE MCFARLAND MEMORIAL NATIONAL TROPHY: An entry of seven (7) hybrid tea and/or grandiflora blooms, one-bloom-per-stem, each at exhibition stage, each of a different variety, exhibited in separate containers. [Width allowed 36 inches]

2. EARL OF WARWICK URN: An entry of six (6) specimens of roses that have been All-America Rose Selections, one-bloom-per-stem or spray, all different varieties exhibited in separate containers. At the option of the Prizes and Awards Committee, this class will be discontinued no later than 2023. [Width allowed 36 inches]

3. NATIONAL PACIFIC ROSE SOCIETY TROPHY: An entry of three (3) hybrid tea and/or grandiflora blooms, one-bloom-per-stem, each at exhibition stage, each of a different variety, exhibited in separate containers. Open to exhibitors coming from a distance at least 200 miles from the location of the National Rose Show. [Width allowed 18 inches]

4. FRED EDMUNDS, SR. MEMORIAL YOUTH AWARD: An entry of three (3) specimens, each specimen of which may be a bloom at any stage or a spray, any classification or classifications, each of a different variety, exhibited in separate containers. Roses must be grown and exhibited by an exhibitor between 10 and 18 years of age at any time during the calendar year in which the show is held. [Width allowed 30 inches]

5. DR. T. ALLEN KIRK MEMORIAL TROPHY: An entry of three (3) specimens of any variety having exhibition form, regardless of class, showing the three stages of development; one bud with petals beginning to unfurl, one at exhibition stage, and one fully open with stamens visible, exhibited, at the exhibitor's option, either in one container or in separate containers. [Width allowed 18 inches]

6. ROSE HYBRIDIZERS ASSOCIATION TROPHY: An entry of one (1) seedling (not a sport) bred by an amateur hybridizer, to be judged according to the standards for seedlings and sports as outlined in the *Guidelines and Rules for Judging Roses*. Each hybridizer may make up to three entries in this class. [Width allowed 18 inches]

7. PRESIDENT'S TROPHY: Three (3) stems of any classification, one bloom or spray.

One or more varieties, displayed in separate containers. Open to members who grow no more than 50 rose plants. [Width allowed 30 inches]

8. ROBERT E. AND MILDRED C. LAWTON TROPHY: An entry of twelve (12) miniature roses, one-bloom-per-stem, each at exhibition stage, no more than two (2) specimens of any variety, exhibited in a container supplied by the exhibitor. The exhibitor may use floral foam for support. [Width allowed 18 inches]

9. RALPH S. MOORE NATIONAL AWARD: An entry of nine (9) miniature roses, one-bloom-per-stem, each at exhibition stage, each of a different variety, exhibited in separate containers. [Width allowed 30 inches]

10. J. BENJAMIN WILLIAMS TROPHY: An entry of ten (10) miniflora roses, one-bloom-per-stem, each at exhibition stage, either one each of ten (10) different varieties or two (2) each of five (5) different varieties exhibited in separate containers. [Width allowed 36 inches]

11. GARDEN WEB ROSE FORUM BEST IN SHOW TROPHY: Best horticultural entry on the trophy table. Selected from single-specimen entries, any classification, only. To be judged by a panel of five (5) judges selected by the Chair of the ARS Horticulture Judging Committee.

COMBINED NATIONAL HORTICULTURE SHOW AWARDS

In years in which only one National Show is scheduled, the following ARS Challenge Classes shall be offered.

1. NICHOLSON BOWL: An entry of nine (9) hybrid tea and/or grandiflora blooms, one-bloom-per-stem, each at exhibition stage, each of a different variety, exhibited in separate containers. [Width allowed 36 inches]

2. J. HORACE MCFARLAND MEMORIAL NATIONAL TROPHY: An entry of seven (7) hybrid tea and/or grandiflora blooms, one-bloom-per-stem, each at exhibition stage, each of a different variety, exhibited in separate containers. [Width allowed 36 inches]

3. HERB SWIM MEMORIAL TROPHY: An entry of five (5) hybrid tea and/or grandiflora blooms, one-bloom-per-stem, each at exhibition stage, each of a different variety, exhibited in separate containers. [Width allowed 30 inches]

4. NATIONAL PACIFIC ROSE SOCIETY TROPHY: An entry of three (3) hybrid tea and/or grandiflora blooms, one-bloom-per-stem, each at exhibition stage, each of a different variety, exhibited in separate containers. Open to exhibitors coming from a distance at least 200 miles from the location of the National Rose Show. [Width allowed 18 inches]

5. DR. T. ALLEN KIRK MEMORIAL TROPHY: An entry of three (3) specimens of any variety having exhibition form, regardless of class, showing the three stages of development: one bud with petals beginning to unfurl, one at exhibition stage, and one fully open with stamens visible, exhibited, at the exhibitor's option, either in one container or in separate containers. [Width allowed 18 inches]

6. EARL OF WARWICK URN: An entry of six (6) specimens of roses that have been All-America Rose Selections, one-bloom-per-stem or spray, all different varieties exhibited in separate containers. At the option of the Prizes and Awards Committee, this class will be discontinued no later than 2023. [Width allowed 36 inches]

7. WILLIAM H. MAVITY TROPHY: An entry of five (5) floribunda and/or grandiflora sprays, each of a different variety, exhibited in separate containers. [Width allowed 36 inches]

8. ANN REILLY MEMORIAL TROPHY: An entry of five (5) one-bloom-per-stem floribundas, each at exhibition stage, not more than two of any one variety, exhibited in separate containers. [Width allowed 30 inches]

9. DR. GRIFFITH J. BUCK TROPHY: An entry of three (3) classic and/or modern shrubs, each of a different variety, exhibited in separate containers. Each specimen may be either one bloom, with or without side buds, or a spray. [Width allowed 30 inches]
10. JOSEPH J. KERN TROPHY: An entry of five (5) Old Garden Roses, each of which may be either one bloom, with or without unopened side buds, or a spray, each of a different variety, exhibited in separate containers. Species varieties are eligible for this class. [Width allowed 36 inches]
11. DOROTHY C. STEMLER MEMORIAL AWARD: An entry of an Old Garden Rose Bouquet consisting of eight (8) Old Garden Rose specimens, each of which may be one bloom with or without unopened side buds or a spray, one or more varieties, exhibited in a container provided by the exhibitor. Species varieties are eligible for this class. All varieties in the collection are to be listed on the entry tag or on a list placed next to the entry. [Width allowed 30 inches]
12. FRED EDMUNDS, SR. MEMORIAL YOUTH AWARD: An entry of three (3) specimens, each specimen of which may be a bloom at any stage or a spray, any classification or classifications, each of a different variety, exhibited in separate containers. Roses must be grown and exhibited by an exhibitor between 10 and 18 years of age at any time during the calendar year in which the show is held. [Width allowed 30 inches]
13. PRESIDENT'S TROPHY: An entry of three (3) specimens, each specimen of which may be a bloom at any stage or a spray, any classification or classifications, one or more varieties, exhibited in separate containers. Open to members who grow no more than 50 rose plants. [Width allowed 30 inches]
14. ROSE HYBRIDIZERS ASSOCIATION TROPHY: An entry of one (1) seedling (not a sport) bred by an amateur hybridizer, to be judged according to the standards for seedlings and sports as outlined in the *Guidelines and Rules for Judging Roses*. Each hybridizer may make up to three entries in this class. [Width allowed 18 inches]
15. RALPH S. MOORE NATIONAL AWARD: An entry of nine (9) miniature roses, one-bloom-per-stem, each at exhibition stage, each of a different variety, exhibited in separate containers. [Width allowed 30 inches]
16. J. BENJAMIN WILLIAMS TROPHY: An entry of ten (10) miniflora roses, one-bloom-per-stem, each at exhibition stage, either one each of ten (10) different varieties or two (2) each of five (5) different varieties exhibited in separate containers. [Width allowed 36 inches]
17. DEE BENNETT MEMORIAL TROPHY: An entry of twelve (12) miniature roses, one-bloom-per-stem, each at exhibition stage, one or more varieties, exhibited in a container provided by the exhibitor. The exhibitor may use floral foam for support. [Width allowed 18 inches]
18. GARDEN WEB ROSE FORUM BEST IN SHOW TROPHY: Best horticultural entry on the trophy table. Selected from single-specimen entries, any classification, only. To be judged by a panel of five (5) judges selected by the Chair of the ARS Horticulture Judging Committee.

NATIONAL MINIATURE CONFERENCE HORTICULTURE AWARDS

1. F. HARMON SAVILLE MEMORIAL BOWL: An entry of eighteen (18) exhibition type miniature roses, six or more varieties, displayed in a low bowl. Container to be provided by the exhibitor and should not exceed 4 inches in diameter. Floral foam support is allowed. [Width allowed 18 inches]
2. TOP GUN AWARD: An entry of nine (9) one-bloom-per-stem miniflora blooms at

exhibition stage, each a different variety, to be staged in separate vases with individual entry tags. [Width allowed 36 inches]

3. FRANK A. BENARDELLA MEMORIAL TROPHY: An entry of seven (7) one-bloom-per-stem miniature blooms of varieties that display exhibition form, at exhibition stage, each of a different variety, staged in separate containers with individual entry tags. [Width allowed 18 inches].

4. FRED EDMUNDS, SR. MEMORIAL YOUTH AWARD: An entry of three (3) specimens, each specimen of which may be a bloom at any stage or a spray of a miniature or miniflora, each of a different variety, exhibited in separate containers. Roses must be grown and exhibited by an exhibitor between 10 and 18 years of age at any time during the calendar year in which the show is held. [Width allowed 18 inches]

5. ROSE HYBRIDIZERS ASSOCIATION TROPHY: An entry of one (1) seedling (not a sport) of a miniature or miniflora variety bred by an amateur hybridizer, to be judged according to the standards for seedlings and sports as outlined in the *Guidelines and Rules for Judging Roses*. Each hybridizer may make up to three entries in this class. [Width allowed 18 inches]

In years in which only a National Miniature Conference is scheduled, the show committee for the National Miniature Conference may, with the approval of the National Chair of Horticulture Judging, add one or more of the miniature and miniature challenge classes normally placed in competition at a National Show to the schedule for the National Miniature Conference. National Awards eligible to be added to the schedule for a Miniature Conference include: the Jan Shivers National Miniature Trophy, the Dee Bennett Memorial Trophy, the Robert E. and Mildred C. Lawton Trophy, the Ralph S. Moore National Award, and the J. Benjamin Williams Miniflora Rose Challenge Trophy. No other national awards are eligible to be added to the schedule for the National Miniature Conference. This can be done only in years in which there is no national show.

ROTATING NATIONAL AWARDS

The following American Rose Society National Awards rotate among the Districts of the ARS. Each of these awards provides members an opportunity to compete for a national award at a show that is not a National Show.

The following rules apply to all the Rotating National Awards.

1. Competition is open all members of the American Rose Society, regardless of residence. The district hosting a Rotating National Award may not limit eligibility to enter the competition to members of its district.

2. Each Rotating National Award shall be placed in competition once each calendar year.

3. The Rotating National Awards shall rotate among the districts in the manner determined by the Executive Committee. A District may not host more than one Rotating National Award per calendar year.

4. A Rotating National Award may not be placed in competition at a National Show. If a District hosting a National Show is scheduled to have a Rotating National Award, it must trade places with the next District scheduled to host the Rotating National Award.

5. Each Rotating National Award is to be placed in competition at the District Show or, in the absence of a District Show, at a show held by a local rose society in the district.

6. The Rotating National Award shall be listed on the show schedule for the show at which the Award is to be placed in competition. The show schedule must indicate that the class is for an American Rose Society National Award and open to all members of the American Rose Society regardless of residence.

7. The list of Rotating National Awards and the years in which each award is to be placed in competition in each District shall be available on the ARS website and published at least annually in an American Rose Society publication.

8. No later than the beginning of the calendar year in which a District is scheduled to host an award, ARS Headquarters shall notify the District Director of each District scheduled to host an award that the district is scheduled to host an Award. Each District Director, or his or her designate, is requested to notify ARS Headquarters of the time and location of the show at which the Award is to be placed in competition as soon as the time and place of the show has been determined. The time and place of the competition shall be placed on the ARS website.

9. Rules for transfer of the Award to the Districts and possession of the Award by the winners shall be determined by the ARS Executive Committee.

The class requirements for each Rotating National Award are as follows:

M.S. HERSHEY BOWL

An entry of five (5) floribunda and/or polyantha sprays, three or more varieties, exhibited in separate containers.

ROSEDALE BOWL

An entry of five (5) hybrid tea and/or grandiflora blooms, one-bloom-per-stem, each at exhibition stage, each of a different variety, exhibited in separate containers.

PORTLAND "CITY OF ROSES" TROPHY

An entry of five (5) shrub and/or climber specimens, three or more varieties, exhibited in separate containers. Each specimen may be either one bloom, with or without side buds, or a spray. Classic shrubs, modern shrubs, large flowered climbers, hybrid wichuranas, hybrid giganteas, and ramblers are all eligible for exhibition in this class. Climbing varieties from other classifications are not eligible for exhibition in this class.

DISTRICT AWARDS

The following rules apply to the district awards that have been approved by the American Rose Society.

J. HORACE MCFARLAND DISTRICT TROPHY

1. Competition is restricted to American Rose Society members who are members of the district.

2. Class requirements will be determined by the district. It is recommended that the class contain five (5) or six (6) one-bloom-per-stem hybrid tea and/or grandiflora blooms at exhibition stage, exhibited in separate containers. Floribunda one-bloom-per-stem blooms at exhibition stage may also be permitted, if desired. Other requirements, such as the number and distribution of varieties required, may be added by the district.

3. The trophy is to be awarded at a district show, if held. Otherwise, it may be awarded at a local show approved by the District Director. The trophy may be awarded once per calendar year.

4. The District Director, or his or her designee, is responsible for maintaining the plaque and trophy. Retention of the plaque and trophy by the winner is at the option of the District Director.

RALPH S. MOORE DISTRICT TROPHY

1. To be awarded at the district's annual rose show, if held. Otherwise, it may be awarded at a local show, approved by the District Director. The trophy may be awarded once

per calendar year.

2. The class will be seven (7) one-bloom-per-stem miniature roses at exhibition stage, each a different variety, exhibited in separate containers.

3. Only members of the ARS who are members of the district are eligible to compete.

4. The District Director, or his or her designee, is responsible for maintaining the plaque and trophy. Retention of the plaque and trophy by the winner is at the option of the District Director.

BUCK DISTRICT TROPHY

Many districts have a Buck Challenge Trophy, which requires a collection of shrubs. Typical class requirements are three (3) shrub specimens, each of a different variety, exhibited in separate containers. Each specimen may be either one bloom, with or without side buds, or a spray. Shrub specimens may be classic shrubs and/or modern shrubs.

Unlike the McFarland District Trophy and the Moore District Trophy, no national guidelines have been established for this district award. Whether or not to offer this award, and the class requirements if the award is offered, are up to each district.

CHAPTER 20

ARS HORTICULTURE JUDGING COMMITTEE

CHARTER

Responsibilities

The responsibilities of the ARS Horticulture Judging Committee are:

1. To revise and update the *Guidelines and Rules for Judging Roses* as the art of judging continues to grow and develop.
2. To identify potential horticulture judges and encourage them to attend a horticulture judging school and become judges.
3. To develop and update programs and other materials for use in judging seminars and other Rose Society programs.
4. To develop and update standardized examinations for use in judging schools.
5. To disseminate information about rose shows and rose exhibiting to American Rose Society members and to the general public.
6. To cooperate with other American Rose Society Committees and with other organizations involved in various aspects of rose exhibiting and judging.
7. To monitor, supervise, and, when necessary, update the objectives of the Committee.

Chair

The Chair of the American Rose Society Horticulture Judging Committee will be appointed by the President with the consent of the Board of Directors.

The Chair of the committee is responsible for seeing that the responsibilities of the Committee are realized. The Chair shall coordinate the committee's activities and encourage committee members to originate items of possible concern to the committee. The Chair will submit items requiring approval of the ARS Board of Directors to the Board. The report to the Board will indicate the position of each committee member either for or against each item submitted.

Members

All the District Chairs of Horticulture Judging are members of this committee. The National Chair may also appoint one or more additional members to the committee. Committee members will assist the Chair in carrying out the responsibilities of the committee. The committee members are expected to respond to requests for comments from the Chair and, when necessary, interact with other members of the committee concerning the various aspect of rose judging.

DISTRICT CHAIR OF HORTICULTURE JUDGING

The District Director shall, on assuming his or her office, appoint a District Chair of Horticulture Judging. The term of office of the District Chair of Horticulture Judging shall coincide with the term of the District Director. The name of the appointee shall be forwarded to ARS headquarters.

The District Chair of Horticulture Judging shall be an accredited judge with wide experience, dedication and respect of fellow judges. He or she shall have the following responsibilities.

1. Identify potential horticulture judges and encourage them to attend a horticulture judging school and become judges.
2. Supervise the organization of and chair the District Judging School.
3. Approve the Agendas for District Horticulture Judging Seminars.
4. Assist and advise the District Director on matters pertaining to rose judging.
5. Inform the district's judges of any changes in rules, procedures, or rose classification that affect horticulture judging.
6. Conduct necessary correspondence with the ARS headquarters to keep the records updated.
7. Notify ARS headquarters of the dates and locations of upcoming horticulture judging schools and seminars in time for publication in the ARS magazine and on the ARS web site.
8. Attend to any other duties designated by the District Director or by the district bylaws.

CHAPTER 21

APPRENTICE JUDGES AND ACCREDITED JUDGES

APPRENTICE JUDGES

Procedure

Any ARS member who desires to become an Apprentice Horticulture Judge must first complete an accredited horticulture judging school and pass both the written and practical exams. The prospective applicant may take the examination at any district or area horticulture judging school; he or she need not be a member of the district in which the school is held. If a prospective applicant is not successful in passing both the written and practical exams, the member may not reapply until the next calendar year.

A prospective Apprentice Horticulture Judge must submit an "Application for Apprentice Rose Judge Certification" to the chair of the judging school he or she plans to attend no later than the end of the judging school. However, prospective Apprentice Judges are encouraged to notify the chair and submit their applications well in advance of the date of the school so the chair can determine how many candidates to expect and, if necessary, verify their qualifications. Applications are available from the District Chair of Horticulture Judging, from the National Chair of Horticulture Judging, and on the American Rose Society website (rose.org). At the close of the judging school, the chair of the school must submit the Applications and the application fees to ARS headquarters along with the graded examination papers. The graded examination papers will be reviewed and approved by the National Chair of Horticulture Judging.

Qualifications

To be certified as an Apprentice Rose Judge, the applicant must:

1. Have completed an accredited horticulture judging school and passed both the written and practical exams.
2. Have personally grown garden roses or been involved in their culture for five years.
3. Have been a member of the American Rose Society for at least twenty-four months, including the twelve months immediately preceding becoming an Apprentice Rose Judge.
4. Have exhibited in the horticulture section of at least five ARS accredited rose shows over a period of at least three years. The applicant should have won at least five horticulture blue ribbons and at least two ARS horticulture certificates or equivalent awards.
5. Have worked in at least three rose shows either as a clerk or in some other capacity, such as show chair or clerks' chair, that would familiarize the applicant with proper show procedures.
6. Pay the application fee set by the American Rose Society.

In addition, an applicant is expected to:

1. Be a person of high integrity who is able to subjugate all personal likes, dislikes and biases.
2. Be diplomatic, constructive, and definite in adhering to rules and passing judgment.
3. Be observant and careful in all details.
4. Be able to substantiate decisions with concrete and specific reasons.
5. Know the characteristics and range of variability of the varieties of roses commonly exhibited in his or her area.

6. Know and follow ARS show rules, ARS standards of judging, and local show rules, unless the local show rules are in conflict with the ARS rules and standards.

Apprentice Judging

Once an applicant has met all the above qualifications and successfully completed a judging school, he or she becomes an Apprentice Horticulture Judge. An Apprentice Horticulture Judge is required to judge at least five shows in a three-year period and receive favorable evaluations from the Accredited Judges with whom he or she judged. Once this is successfully accomplished, the Apprentice may apply to the National Chair of Horticulture Judging to become an Accredited Horticulture Judge. A newly accredited judge should try to judge at least five shows during his or her first three years of accreditation.

RESPONSIBILITIES OF ACCREDITED JUDGES

Judging and Exhibiting

It is probably unnecessary to say so, but a primary responsibility of an accredited judge is to judge rose shows. Judging is a pleasurable and richly rewarding experience that allows the judge to enjoy the perfect stage of beauty that belongs only to the rose. Judging also helps the judge maintain and improve his or her judging skills.

No set number of shows that should be judged can be given because this number will depend on, among other things, the number and scheduling of the shows in the judge's geographic area. However, the judge should try to accept as many invitations as permitted by his or her individual circumstances. Common courtesy requires that a judge respond promptly to invitations to judge so that the show committee will have time to invite another judge if he or she is unable to accept the invitation. If unforeseen circumstances arise that will prevent the judge from judging a show he or she has agreed to judge, the judge should immediately notify the show committee so it can plan accordingly.

Judges are also strongly urged to exhibit. Therefore, the judge must develop a balance between judging and exhibiting. The judge should not judge to the exclusion of exhibiting or exhibit to the exclusion of judging. Judges are encouraged to enter the judges' class in the shows they judge, but entering the judges' class should not take the place of exhibiting. The judge's local show provides an opportunity to keep your exhibiting skills sharpened and participate in the exhibiting experience. A judge should never exhibit in the horticulture section in a show which he or she is judging horticulture, except for special classes for judges judging the show

Membership and Audit Requirements

A judge must continue his or her membership in the American Rose Society and must accumulate at least four hours of seminar/audit credit at approved audits or schools every four years once he or she becomes accredited. Judges will receive credit of two hours for attendance at a National Judges Seminar. The District Chair of Judges will keep all Accredited Judges of the district informed as to current requirements to maintain their judging status.

Keeping Current

Rose judging occasionally changes with the times. New *Guidelines* pages are then issued by ARS that reflect these changes. Be sure to keep current and keep your judging manual updated. Your District Chair of Horticulture Judging should make every effort to keep all judges of the district up-to-date on changes.

Teaching Judging Schools and Seminars

One responsibility of an Accredited Horticulture Judge is teaching at a horticulture judging school or seminar. This is an opportunity to review the *Guidelines and Rules for Judging Roses* as preparation for the assignment. Be sure to use the most recent edition and know any new changes that affect the section you are teaching. All judges that act as instructors at a judging school or seminar are given audit credit.

Programs for Exhibitors

Judges have a responsibility to give programs on exhibiting to districts and local societies. This provides an opportunity to enhance the quality of rose shows by providing information on what the judges look for in judging roses. It is most helpful to aspiring exhibitors when a judge explains the prime elements of judging. It is also a way to spread information on changes to the judging program.

Training and Evaluating Apprentice Judges

The apprenticeship of judges is the foundation for their judging career. It is important that the Accredited Judges realize this and do what they can to be instructive when judging with an Apprentice. Do not treat Apprentices as if they are only observers; include them in the judging process. Occasionally, the Accredited Judges should step back and let the Apprentice judge the class while explaining his or her decisions. The Accredited Judges should discuss these decisions in a positive and constructive manner. Although it is impossible to allow this in every class without delaying the judging process unduly, it should be done in the different classes included in the judging assignment. Let the Apprentice express his or her opinion and discuss judging decisions throughout the judging process. As judges, we have an obligation to encourage excellence in judging by doing what we can to train our Apprentice Judges.

Apprentice Judges are encouraged to apply to judge district and national shows. Working with judges from other parts of the district and the country is invaluable. The judges' chairs of district and national shows should make every effort to include Apprentices on their judging teams.

It is the responsibility of the Accredited Judge to send an Apprentice's evaluation form as soon after the judging as possible. At that time, the experience and impressions are fresh in the Accredited Judge's mind. It is also a courtesy to the Apprentice to expedite the form and not hold up his or her accreditation. Be honest in your evaluation, fully explaining all the Apprentice's judicial strengths and/or weaknesses. The Accredited Judge who is kind and gives an unearned favorable report does a disservice to the American Rose Society, the exhibitors and the societies that avail themselves of that Apprentice's judging services in the future. It will not harm the Apprentice to serve in that capacity for one or more extra shows. The more he or she judges, the better he or she will learn the art of judging.

When completing the evaluation form, take into consideration which show this represents for the Apprentice. More latitude should be given if it is the Apprentice's first judging experience. On the other hand, if this is the fourth or fifth judging assignment for the Apprentice, the Accredited Judge should expect more at this point.

OUTSTANDING DISTRICT JUDGE AWARD

Purpose

The purpose of this award is to honor judges who have demonstrated unusual dedication over a substantial number of years. Any judge, regardless of years of experience, who has made a major contribution to the art of judging, should also be considered. This award is to serve as an incentive for judges to perform.

The award may be made annually, if merited, preferably at an annual district convention. If no one in any given year appears to merit the award, it should be withheld. The award will be made by a committee consisting of the District Director, the District Chair of Horticulture Judging, the District Chair of Arrangement Judges, and the District Chair of Awards.

Criteria for the Award

1. In all but exceptional cases, a minimum of 10 years of active service as a judge.
2. Judging service in various areas of the district.
3. A reputation for the highest quality of judging
4. Recognized competency in judging all rose classifications.
5. Service as a faculty member in a District Judging School.
6. Willingness to consult with exhibitors after judging a show.
7. Wholehearted support of ARS.

The Award will be an attractive frameable certificate provided by ARS and signed by the District Director. The District Treasurer is responsible for paying the bill to ARS Headquarters.

JUDGE EMERITUS

Accredited judges who have been certified for at least 10 years and feel they can no longer fulfill all the requirements to continue as an Accredited Judge, may apply to their District Chair of Judges for Judge Emeritus status. The ARS Chair of the Horticulture Judging Committee, upon receiving recommendations from the District Director, will approve or disapprove the applications.

The Emeritus Judge of the American Rose Society will no longer be required to meet the requirements to maintain judging status except to continue American Rose Society membership. The Emeritus Judge will be afforded all the privileges of the American Rose Society judge except the right to judge roses in ARS accredited shows.

The Emeritus Judge will receive an appropriate designation, the cost to be borne by the district in which he or she resides. Presentation of the new designation should be made by the District Director at an appropriate district function, if possible.

INACTIVE STATUS

An Accredited Judge who is temporarily unable to fulfill the requirements of an Accredited Judge may be granted Inactive Status. Inactive Status can be granted by the National Chair of Horticulture Judging on recommendation of the District Chair of Horticulture Judging of the District in which the Accredited Judge is a member. The National Chair will notify the ARS headquarters when an Accredited Judge has been granted Inactive Status. An Accredited Judge who has been granted inactive status will be listed as Inactive on the roster of Accredited Judges maintained by the ARS headquarters.

An Inactive Judge will no longer be required to meet the requirements to maintain judging status except to continue American Rose Society membership. An Inactive Judge will be afforded all the privileges of an Accredited Horticulture Judge except the right to judge roses in ARS accredited shows.

When an Inactive Judge is again able to fulfill the requirements of an Accredited Judge, he or she can resume active status, *i.e.*, the right to judge accredited ARS shows, by attending an ARS Horticulture Judging School or an equivalent activity. An Inactive Judge is not required to retake the ARS Horticulture Judging Exam to resume active status.

CHAPTER 22

CONCLUSION, GLOSSARY, AND INDEX

CONCLUSION

No book on judging can cover every situation. It would be commendable if every color variation could be considered and defined, but color changes from area to area, and what applies along the eastern seaboard might not hold true for the middle west, and probably not for the west coast. Flowers differ from city to city, and county to county. However, it is hoped that the guidelines set forth in this book help the judge make the right decision.

So long as judges continue to meet and discuss the problems of judging, judging will continue to grow and develop. This is one of the reasons this book cannot be more specific. All judges, including those who contributed the writing of this book, must continue to learn and to stay abreast of new interpretations. They must also be willing to have an open mind toward the thoughts and ideas of others, for it is upon those thoughts and ideas that the future growth of the art of judging and of our whole organization is based. [From the First Edition of the *Guidelines for Judging Roses*.]

GLOSSARY

ABSENT EXHIBITOR — An exhibitor who is not present when entries are being accepted and whose outdoor-grown roses are entered under the absent exhibitor's name by someone other than the exhibitor.

ACCEPTED SYNONYM — A recognized trade name, name under which the variety is marketed outside the United States, or other name by which a variety is generally known.

ACCREDITED JUDGE — A judge recognized by virtue of attending a judging school and passing a judging test, judging a sufficient number of shows in a satisfactory manner during an apprenticeship, and who fulfilled the obligatory number of judging assignments within a specified period of time.

ALPHABETICAL SHOW — A show that disregards color classes and has roses entered by name alphabetically. Each named variety is grouped as a class and the variety is judged on its own merits. An alphabetical show is a one-class-per-variety show.

ANTHER — The pollen-bearing structure of the stamen, borne on the upper end of a slender stalk called the filament. Each anther generally consists of two pollen sacs, which open when the pollen is mature.

APPRENTICE JUDGE — A judge who has passed a recognized judging school and is in the process of judging a sufficient number of shows to apply for accreditation.

AURICLE — An appendage that occurs at the joint of the leaf sheath.

AXIL — The upper angle between a leaf or stem and the stem from which it grows. A bud eye is typically found in the axil.

BALLED CENTER — Refers to the petal formation in the center of the bloom. Instead of the high pointed center, it takes on the appearance of a globe, thus the term, balled.

BLOOM — A flower past the bud stage and at any stage of opening thereafter including fully open.

BRACT — A much reduced leaf, located just below the bloom or inflorescence. Morphologically, a foliar organ.

BUD — A potential bloom whose petals have not yet unfurled and may still be covered by sepals. For judging purposes, such as in the cycle of bloom, it is that stage of development in which the sepals are down, the petals just beginning to unfurl, and the configuration of the center is not usually evident.

BUD EYE — The swollen area just above where the leaf joins with the stem. The bud eye can grow into a new stem.

BULL-NOSED CENTER — See **SNUBBED CENTER**.

CALYX — The outermost protective covering of the flower, composed of the sepals.

CALYX TUBE — The cuplike or tubular structure that bears the sepals and stamens. The calyx tube is formed by the fused bases of the sepals.

CARPEL — One of the seed-bearing structures that constitutes the innermost whorl of a flower. A carpel is composed of an ovary, a style, and a stigma. One or more carpels make up the pistil.

CHALLENGE CLASS — An exhibit containing one or more specimens in one or multiple containers placed by the exhibitor. Once an exhibitor has placed a challenge class entry, the entry may not be moved except by the exhibitor, or with the exhibitor's permission, until judging of the class is complete.

CLASSIFICATION — The system used to determine the horticulture and color class type a rose should be assigned.

COLLECTION — An entry that calls for two or more specimens. A collection may also be a challenge class if the show schedule designates it as a challenge class.

COLOR CLASSES — The American Rose Society has designated 18 specific color classes.

CONFUSED CENTER — Referring to the petal formation in the center of the bloom. Instead of the high pointed center, the petal arrangement lacks symmetry.

COROLLA — The inner floral envelope of the rose flower, consisting of the petals.

COMPOUND LEAF — A leaf comprising two or more leaflets.

COURT OF HONOR — The Court comprises the highest awarded entries in a particular classification. It comprises the best, second best, and third best blue-ribbon entries in the classification and may, at the option of the show committee, include one or more additional entries. Their titles, if any, are at the option of the show committee. There are currently five Courts of Honor: hybrid tea/grandiflora, floribunda spray, modern shrub, miniflora, and miniature. Classifications eligible for each Court are listed in their respective chapters.

CULTIVAR — A named variety. Interchangeable with the word "variety". Cultivar is an abbreviation of cultivated variety.

DECORATIVE ROSE — Sometimes called Garden Roses or Decorative. "Decorative rose" is not an ARS recognized classification but a subjective term used generally to describe varieties that typically do not have classic exhibition form. Decorative roses have a bloom form that usually lacks a high centered, circular form; it tends to be loose and informal. The term can be applied to roses of all classifications.

DISBUD — To remove any buds, such as side buds on one-bloom-per-stem roses or the dominate center bud in a spray.

DISQUALIFICATION — A disqualified entry is removed from competition and is not eligible for any award.

DOUBLE BLOOM — A bloom having a petal count of 17 to 25 petals.

ENGLISH ROSES — This is not a recognized class of roses. It is a commercial term

used to describe a group of roses with similar characteristics introduced into commerce as “English roses”. Not to be confused with “English-style”, a classification of shrub roses.

ENGLISH STYLE – A classification of shrub roses.

EXHIBITION FORM — A rose that when one-half to three-fourths open has classic hybrid tea form; a high center with petals symmetrically arranged in an attractive circular outline tending to a high center. The form may occur in many rose types, not only hybrid teas. The terms “exhibition form” and “hybrid tea form” are used interchangeably.

EXHIBITION STAGE — The stage at which a bloom is at the most perfect phase of possible beauty. The exhibition stage of a bloom depends on the number of petals that it has. For many-petaled blooms the exhibition stage bloom shows classic hybrid tea form: a bloom that is gracefully shaped with the petals symmetrically arranged in an attractive circular outline tending to a high center. For single and semi-double blooms, the exhibition stage bloom is fully open yet still fresh with bright fresh stamens.

EXHIBITOR — One who enters roses in a rose show. Unless the rules indicate otherwise, anyone is eligible to exhibit roses in the horticulture section of a show so long as the exhibitor grows the roses he or she exhibits in his or her own outdoor private garden.

FAULT — A defect or imperfection in any of the six prime elements of judging.

FILAMENT — The thin, threadlike structure that bears an anther.

FLORET — An individual bloom in a spray.

FLOWER HEAD — The collection of florets and buds that form the spray.

FOREIGN SUBSTANCE — Anything added to the foliage, stem, or bloom of a specimen to improve its appearance.

FOUND ROSE — A cultivar whose correct name is unknown that has been given a temporary name until the correct name can be determined. A found rose that has an AEN and a classification may be entered in the class appropriate for its classification.

FULL BLOOM — A bloom having a petal count of 26 to 40 petals.

FULLY OPEN — A mature, open bloom, showing stamens.

GROOMING — Physical improvement of a specimen by the exhibitor.

HYBRID TEA FORM – See exhibition form.

IMPAIRMENT — A fault or deficiency in any of the prime elements of judging a specimen. It may be the result of weather, poor culture, poor grooming, or be inherent in the rose, as in the case of white streaked petals.

INFLORESCENCE — General arrangement and disposition of several flowers on an axis. An inflorescence may consist of one spray or a number of sprays emanating from one main stem.

JUDGING SCHOOL — An ARS approved school run by an ARS district, taught by accredited judges, designed to instruct and prepare candidates to become apprentice judges.

JUDGING SEMINAR — An ARS approved district meeting of accredited judges for the purpose of reviewing judging concepts, especially new ones, and practicing their application.

LARGE-FLOWERED CLIMBER — Any climber with large flowers that is classified as a climber and is not a sport of a non-climbing rose. Not to be confused with climbing sports of non-climbing varieties, which are exhibited in the same classes as their non-climbing counterparts.

LARGE ROSE — All horticulture classifications of roses except the miniature and miniflora classifications. Hybrid tea, grandiflora, floribunda and shrub rose varieties, as well as all the other varieties not classified as either a miniature rose or a miniflora rose, are considered

to be “large roses”.

LATERAL — Side branch that arises from a main stem.

LEAF AXIL — The angle formed by the upper side of a leaf and the stem.

LEAFLET — One of the segments of a compound leaf.

MODERN ROSE — Roses of those classes that originated in or after 1867, when the first hybrid tea was introduced.

NATURALLY GROWN — An outdated and archaic term once used in show schedules to describe specimens that were not disbudded. The term is obsolete. It should not be used in show schedules and should be removed from any schedules in which it now appears. To avoid confusion with previous usage, unless it is clearly defined in the schedule, the term should not be used to refer to specimens grown without spraying.

OLD GARDEN ROSES — Roses of those classes that originated before 1867, when the first hybrid tea was introduced. Any rose that belongs to a class that originated before 1867 is considered to be an Old Garden Rose even though the rose itself may have been introduced in 1867 or after.

ONE-BLOOM-PER-STEM — A specimen that has one bloom, typically without side buds. The bloom may be at exhibition stage or fully open.

ONE-CLASS-PER-VARIETY SHOW — A show in which each variety entered competes for ribbons only against entries of the same variety. The entries may be arranged alphabetically by varietal name, by color class, or alphabetically within each color class.

OPEN BLOOM — A bloom that has opened to the extent that the stamens are visible. The ideal form for an open bloom is with all or most of the petals lying more or less flat on a horizontal plane but still fresh, with good substance, and bright, fresh stamens exposed.

OVARY — The bulbous basal part of the pistil containing one or more ovules. The ovule develops into the seed after pollination.

PEDUNCLE — The small part of the stem located between the bract and the bloom or inflorescence.

PENALIZATION — Penalization is incurred when an exhibit has a fault in any of the six prime elements of judging. Points are deducted according to the degree of impairment. However, an exhibit that has been penalized remains in the competition and may receive any award for which it is eligible.

PETAL — One of the component parts of the corolla, or inner floral envelope, of the flower.

PETALOID — Petals in the center of the rose bloom. They may have a notched or heart shaped form, sometimes curled or folded over the stamens.

PETIOLE — The stem of a leaf. The petiole connects the leaf to the stem of the plant.

PETIOLULE — The short stem that connects a leaflet of a compound leaf with the petiole.

PISTIL — The female reproductive organ of a flowering plant. The pistil may comprise one or more carpels.

POINT SCORING — A system of values used to judge a specimen.

PRICKLE — Spinelike growth originating from the bark or epidermis of the stem. Although these spinelike growths are commonly called thorns, botanically they are prickles, rather than thorns, because they originate from the bark rather than the wood.

RAMBLER — A classification of modern roses. Ramblers are exhibited in the climber class and are eligible for the Best Climber Certificate.

SEEDLING — A new cultivar, or a specimen of a new cultivar, that was originally produced by hybridization.

SEMI-DOUBLE BLOOM — A bloom having a petal count of 9 to 16 petals.

SEPALS — Leaf-like structures that cover a bud and come down as the bloom opens. Roses typically have five sepals.

SINGLE BLOOM — Bloom having a petal count of 4 to 8 petals.

SNUBBED CENTER — Petal formation in which the center of the bloom is blunted or flattened. May also be known as a “bull-nosed center”

SPECIMEN — Any stem terminating in a bloom or blooms. This term is applied to all types of roses.

SPLIT CENTER — Petal formation in the center of the bloom. Instead of the high pointed center, the petals are arranged forming a cleavage resembling two or more centers.

SPORT — A naturally arising variation of a plant. When this growth is propagated producing a new variety, that variety is a “sport.”

SPRAY — A specimen with two or more florets on one main or lateral stem. One bloom flanked by one or more unopened buds is not a spray and should be eliminated from consideration for any award for a spray as it does not meet the criteria of a spray.

STAMENS — Pollen-producing structures found in the center of an open rose bloom. A stamen comprises a filament, a threadlike structure which bears an anther, the pollen producing structure.

STEM-ON-STEM — An entry in which the stem has a portion of the previous stem attached. (*See Chapter 4, Illustration No. 2*). Stem-on-stem is not a disqualification under any circumstances. It is only a potential penalization.

STIGMA — The apex of the pistil, which receives the pollen grains during pollination. The stigma is often sticky to retain the pollen.

STIPULE — Small leafy outgrowth at the base of the petiole.

STREAK — Color fault where a white, green or other color streak that is not indigenous to the variety is apparent.

STRIPED — Color variation showing stripes that are indigenous to the variety.

STYLE — The elongated part of the pistil, rising from the ovary and tipped by the stigma.

TERMINAL LEAFLET — A leaflet that grows at the end of a compound leaf.

THORN — Sharp, woody, spinelike outgrowth from the wood of a stem. Botanically, roses have prickles, rather than thorns, because the spinelike growth originates from the bark rather than the wood.

VARIEGATED — Marked with patches or spots of different colors.

VARIETY — A term used to indicate a particular named rose. “Cultivar” and “variety” are used interchangeably

VERY FULL BLOOM — A bloom having a petal count of more than 40 petals.

INDEX

- Abbreviated rose names, 4-5
- Absent Exhibitor, 4-7
- Accepted synonym, 4-5, 22-1
- Accredited judge
 - audit requirement, 21-2
 - emeritus status, 21-4
 - ethics, 1-1
 - flexibility in judging, 1-1
 - guidelines for rose shows, 17-2
 - inactive status, 21-4
 - judging and exhibiting, 21-2
 - membership requirement, 21-2
 - negative judging, 1-1
 - obligation to exhibitors, 1-1
 - outstanding judge award, 21-3
 - programs for exhibitors, 21-3
 - responsibilities, 21-2
 - tact and courtesy, 1-2
 - teaching judging schools and seminars, 21-3
 - training and evaluation of apprentice judges, 21-3
 - working with other judges, 1-2
- AEN
 - accepted synonym, 4-5
- All other things being equal, 3-2
- Alphabetical show, 17-1
- American Exhibition Name (AEN), 4-4
 - temporary, 4-4
- American Rose* magazine, 4-4
- Anatomy of a rose, 2-1
- Antique-style shrubs, 12-1, 18-3
- Apprentice judge, 21-1
 - application, 21-1
 - apprentice judging, 21-2
 - national shows, 18-1
 - procedure, 21-1
 - qualifications, 21-1
- ARS Standards for Rose Shows, 17-2
- Awards
 - certificates listed, 17-6
 - climber, 11-4
 - floribunda and polyantha, 8-4
 - hybrid tea and grandiflora, 7-6
 - listed on ARS website, 17-6
 - miniature, 10-3, 13-4
 - miniflora, 9-3
 - seedling, 15-1
 - shrubs, 12-3
 - species and Old Garden Roses, 13-4
- Balance and proportion, 6-4
 - floribunda sprays, 8-2
 - hybrid teas and grandifloras, 7-4
 - Old Garden Roses, 13-4
- Balloting
 - courts of honor, 16-1
 - courts of honor, national shows, 18-5
 - district challenge classes in national shows, 18-5
 - national challenge classes, 18-5
- Benardella Memorial Challenge Trophy, 19-5
- Bennett Trophy
 - combined shows, 19-4
 - spring shows, 19-2
- Best in class certificate selection, 16-2
- Best in Show
 - certificate, 16-2
 - eligible classes, 15-4
 - national show, 18-4
- Bluing, 6-1
- Boutonniere, 14-8
- Buck Award
 - district trophy, 19-7
- Buck Trophy
 - combined shows, 19-4
 - spring shows, 19-1
- Certificates
 - best in show, 15-4
 - challenge classes and collections, 14-10
 - must be open to all exhibitors, 14-10, 17-6
 - other classes, 15-4
 - sweepstakes, 15-4
- Challenge classes, 14-1, 17-2
 - ambiguous or unclear class description, 14-3
 - American box, 14-9
 - boutonniere, 14-8
 - class requirements, 14-1
 - creatures of the show schedule, 14-1
 - cycle of bloom, 14-4
 - definition, 14-2
 - difference from collections, 14-1
 - disqualification, 4-7
 - English box, 14-8
 - entry tags, 14-2

- general guidelines, 14-2
- Hi-Lo, 14-6
- matched pair, 14-4
- miniatures and minifloras in the same exhibit, 14-2
- multiple blooms in a bowl, 14-8
- multiple specimens, one container, 14-6, 15-4
- multiple specimens, separate containers, 14-6
- national, 19-1
- OGR collection, 14-6
- one specimen, 14-4
- painter's palette, 14-9
- rose in a bowl, 14-7
- rose in a frame, 14-8
- scorecard, 14-3
- shrub collection, 14-6
- specimens with stem and foliage, 14-4
- specimens without stems, 14-7
- staging, 14-2
- triad, 14-7
- Checking team, 18-6
- Classic shrubs
 - awards, 12-3
 - eligible classifications, 12-1
 - no generic classification, 12-1
- Clerks
 - guidelines for rose shows, 17-5
- Climbers
 - awards, 11-4
 - balance and proportion, 11-3
 - color, 11-3
 - definition, 11-1
 - form, 11-2
 - one-bloom-per-stem specimens, 11-3
 - point scoring, 11-1
 - size, 11-3
 - stem and foliage, 11-3
 - substance, 11-3
- Color, 6-1
 - bluing, 6-1
 - chroma, 6-1
 - floribunda sprays, 8-2
 - hue, 6-1
 - hybrid teas and grandifloras, 7-4
 - Old Garden Roses, 13-3
 - value, 6-1
- Color classifications, 6-2
- Combined Rose List*, 4-4
- Common phrases defined, 3-1
- Conclusion, 22-1
- Container Grown Exhibits, 15-4
- Court of honor, 16-1
 - balloting, 16-1
 - defined, 22-2
 - floribunda, 8-4
 - hybrid tea, 7-6
 - miniature, 10-3
 - miniflora, 9-3
 - modern shrubs, 12-4
 - national show, 18-5
 - written ballot, 16-1
- Degree of impairment, 3-2
- Disbudding
 - floribunda sprays, 8-1
 - hybrid teas and grandifloras, 7-1
 - polyantha sprays, 8-1
- Disqualification
 - difference from penalization, 4-8
 - exhibitor given benefit of any doubt, 4-1
 - foreign substance, 4-2
 - grooming materials not a foreign substance, 4-3
 - misclassified, 4-3
 - misnamed, 4-4
 - misplaced is not a disqualification, 4-3
 - multiple exhibitors from the same garden, 4-8
 - national challenge classes, 18-5
 - reasons for disqualification, 4-1
 - rules, 4-2
 - side buds not a disqualification, 4-2
 - stem-on-stem not a disqualification, 4-2
 - verification team, 18-6
 - wedging materials not a disqualification, 4-6
- District chair of horticulture judging, 20-1
- Dowager Queen, 13-5
- Earl of Warwick Urn
 - combined shows, 19-3
 - fall shows, 19-2
- Edmunds Award
 - combined shows, 19-4
 - fall shows, 19-2
 - national miniature conference, 19-5
 - spring shows, 19-1
- English box, 14-8
- English rose, 22-3
 - not an ARS recognized term, 17-2
- English-style shrubs, 12-1, 18-3
- Entry tags, 4-6

challenge classes and collections, 14-2
 helpful notes on, 1-1
 sweepstakes, 4-7
 Ethics, 1-1
 Exhibition bloom, 3-1
 Exhibition form, 3-1, 22-3
 Exhibition stage, 3-1, 22-3
 Exhibitors
 definition, 22-3
 Exhibitor's name
 entry tags, 4-6
 visible during judging, 4-5
 Exhibitors
 guidelines for rose shows, 17-3
 judge's obligations to, 1-1
 programs for, 21-3
 Fewer-Petaled Roses
 form, 7-3
 Flexibility in judging, 1-1
 Floribunda sprays
 balance and proportion, 8-2
 color, 8-2
 form, 8-1
 judging, 8-1
 size, 8-3
 stem and foliage, 8-2
 substance, 8-2
 Floribundas, 8-1
 awards, 8-4
 court of honor, 8-4
 one-bloom-per-stem, 8-3
 open blooms, 8-4
 sprays, 8-1
 Foreign substance
 defined, 4-2, 22-3
 judge must be sure, 4-2
 Form, 6-1
 average bloom, 5-2
 climbers, 11-2
 fewer-petaled roses, 7-3
 floribunda sprays, 8-1
 hybrid teas and grandifloras, 7-2
 many-petaled roses, 7-3
 minifloras, 9-1
 Old Garden Roses, 13-3
 open blooms, 7-5
 polyantha sprays, 8-1
 quilling and other petal formations, 7-3
 recurved petal, 7-2
 shrubs, 12-2
 varietal characteristics altered, 4-8
 Found rose, 4-4
 defined, 22-3
 exhibition eligibility, 22-3
 Fragrance class, 15-2
 scorecard, 15-2
 selection of winner by general public, 15-2
 Garden Web Trophy
 combined shows, 19-4
 fall shows, 19-3
 spring shows, 19-2
 Genesis Award, 13-5
 Glossary, 22-1
 Grandiflora, 7-1
 awards, 7-6
 characterized, 7-1
 court of honor, 7-6
 grouped with hybrid teas, 7-1
 sprays, 7-6
 Grooming materials
 not a foreign substance, 4-3
 Ground covers, 12-1
 Guidelines for rose shows, 17-2
Handbook for Selecting Roses, 4-4
 Horticulture judging committee
 members, 20-1
 members - 2018-2021, v
 responsibilities, 20-1
 Hybrid Giganteas, 11-1, 11-4
 Hybrid Moyesii, 12-1
 Hybrid musks, 12-1
 Hybrid rugosas, 12-1
 not eligible for Genesis Award, 13-4
 Hybrid tea, 7-1
 awards, 7-6
 balance and proportion, 7-4
 characterized, 7-1
 climbing, 7-6
 color, 7-4
 court of honor, 7-6
 decorative, 7-5
 disbudding, 7-1
 form, 7-2
 open blooms, 7-5
 single, 7-4
 sprays, 7-6
 stem and foliage, 7-4
 substance, 7-4
 Hybrid tea form, 3-1, 22-3
 Hybrid teas and grandifloras
 stem-on-stem, 7-1

Hybrid Wichuranas, 11-1, 11-4
 Improperly named, 4-5
 Inactive status, 21-4
 Index, 22-6
 Judge emeritus, 21-4
 Judges class, 15-2
 arrangement judges, 15-2
 multiple exhibitors from the same garden, 4-8
 show chairman of judges, 15-2
 Junior
 not defined by the guidelines, 15-3
 Junior class, 15-3
 national show, 18-4
 Kern Trophy
 combined shows, 19-4
 spring shows, 19-1
 Kirk Trophy
 combined shows, 19-3
 fall shows, 19-2
 Kordesii, 12-1
 Landscape shrubs, 12-1
 Large rose
 defined, 3-2, 22-4
 Large-Flowered Climbers, 11-1, 11-4
 Lawton Trophy
 fall shows, 19-3
 Leafcutter bees, 6-3
 Leftover Class, 15-3
 M.S. Hershey Bowl, 19-6
 Many-Petaled Roses
 form, 7-3
 Mavity Trophy
 combined shows, 19-3
 spring shows, 19-1
 McFarland Award
 district trophy, 19-6
 McFarland Trophy
 combined shows, 19-3
 fall shows, 19-2
 Micro-minis, 10-2
 Miniatures, 10-1
 awards, 10-3, 13-4
 balance and proportion, 10-2
 climbing, 10-3
 color, 10-1
 court of honor, 10-3
 decorative, 10-2
 F. Harmon Saville Challenge Bowl, 19-4
 form, 10-1
 Frank A. Benardella Memorial Challenge Trophy, 19-5
 micro-minis, 10-2
 open blooms, 10-2
 point scoring, 10-1
 side buds, 10-1
 singles, 10-2
 size, 10-2
 sprays, 10-3
 stem and foliage, 10-2
 stem-on-stem, 10-1
 substance, 10-1
 Minifloras
 awards, 9-3
 balance and proportion, 9-2
 color, 9-1
 court of honor, 9-3
 decorative, 9-2
 definition, 9-1
 form, 9-1
 open blooms, 9-2
 point scoring, 8-1, 9-1
 side buds, 9-1
 singles, 9-2
 size, 9-2
 sprays, 9-2
 stem and foliage, 9-2
 stem-on-stem, 9-1
 substance, 9-1
 Top Gun Award, 19-5
 Mislabeled entry, 4-5
 Misnamed entry, 4-4
 difference from improperly named, 4-5
 Misspelled rose names, 4-5
Modern Roses, 4-4
Modern Roses database, 4-4
 Modern shrub
 court of honor, 12-4
 Modern shrubs
 awards, 12-4
 classic shrubs not eligible, 12-4
 court of honor, 12-4
 eligible classifications, 12-1
 Moore Award
 combined shows, 19-4
 district trophy, 19-6
 fall shows, 19-3
 Most perfect phase of possible beauty, 3-1
 National Chair of Horticulture Judging, 20-1
 National challenge classes, 19-1
 combined show awards, 19-3

- district awards, 19-6
- fall show awards, 19-2
- judging, 18-4
- miniature conference awards, 19-4
- rotating national awards, 19-5
- spring show awards, 19-1
- staging, 18-2
- National miniature show guidelines
 - schedule, 18-4
- National show guidelines, 18-1
 - district challenge classes, 18-1, 18-2
 - exhibitors, 18-1
 - judges, 18-1
 - judging national challenge classes, 18-4
 - judging the courts of honor, 18-5
 - local society challenge classes, 18-2
 - novice class, 18-4
 - schedule, 18-2
 - verification team, 18-6
- Naturally grown
 - term obsolete, 22-4
- Negative judging, 1-1
- New Zealand Kiwi Award
 - spring shows, 19-1
- Nicholson Bowl
 - combined shows, 19-3
 - spring shows, 19-1
- Novice
 - not defined by the *Guidelines*, 15-3
- Novice class, 15-2
 - class description, 15-3
 - national show, 18-4
- Official List of Approved Exhibition Names for Exhibitors & Judges*, 4-4
- Old Garden Roses
 - awards, 13-4
 - balance and proportion, 13-4
 - classes, 13-1
 - color, 13-3
 - definition, 13-1
 - disbudding not required, 13-2
 - form, 13-3
 - Kern Trophy, 19-1, 19-4
 - pitfalls, 12-3, 13-4
 - point scoring, 13-2
 - size, 13-4
 - stem and foliage, 13-4
 - Stemler Award, 19-1, 19-4
 - substance, 13-4
- Open blooms
 - floribundas, 8-4
 - hybrid teas and grandifloras, 7-5
 - ideal form, 7-5
 - large rose certificate, 7-6
 - miniature, 10-2
 - Old Garden Roses, 13-4
 - stamens, 6-2
 - Outstanding judge award, 21-3
 - Overgrown specimen, 3-2
 - Pacific Rose Society Trophy
 - combined shows, 19-3
 - fall shows, 19-2
 - Penalization, 4-8
 - definition, 22-4
 - difference from disqualification, 4-8
 - misplaced, 4-3
 - side buds, 4-2
 - stem-on-stem, 4-2
 - Pfister Trophy
 - spring shows, 19-1
 - Photography, 15-4
 - Point scoring, 5-1
 - application, 6-1
 - how and when, 5-1
 - Polyantha sprays
 - form, 8-1
 - judging, 8-1
 - Polyanthas, 8-1
 - awards, 8-4
 - Portland City of Roses Trophy, 19-6
 - President's Trophy
 - combined shows, 19-4
 - fall shows, 19-3
 - spring shows, 19-2
 - Prime elements of judging, 6-1
 - Quilling, 7-3
 - Ramblers, 11-1, 11-4
 - defined, 22-4
 - Recent Registrations on the ARS website, 4-4
 - Reilly Trophy
 - combined shows, 19-3
 - spring shows, 19-1
 - Removal of petals, 4-8
 - Restricted Eligibility Classes, 4-7
 - Rose Hybridizers Association Trophy
 - combined shows, 19-4
 - fall shows, 19-2
 - miniature conference, 19-5
 - spring shows, 19-2
 - Rose Registration column, 4-4
 - Rose shows

alphabetical color class show, 17-1
 alphabetical show, 17-1
 ARS standards, 17-2
 color class show, 17-1
 formats, 17-1
 judging the Courts of Honor, 16-1
 one-class-per-variety show, 17-1
 schedules, 17-1
 Rosedale Bowl, 19-6
 Rotating national awards, 19-5
 Saville Challenge Bowl, 19-4
 Schedule
 challenge classes, 14-1
 final authority, 17-1
 judges' class, 15-2
 junior class, 4-8, 15-3
 national miniature show, 18-4
 national rose show, 18-2
 novice class, 15-3
 small garden class, 15-3
 unclear class description, 17-2
 undefined terms, 17-2
 writing, 17-1
 Scorecard
 challenge classes and collections, 14-3
 fragrance class, 15-2
 prime elements of judging, 5-1
 seedlings and sports, 15-1
 Seedling
 definition, 15-1, 22-5
 Seedling class
 Best Seedling Certificate, 15-1
 judges may enter, 15-1
 scorecard, 15-1
 Sepals
 removal, 14-7
 Set standard of perfection, 3-1
 Shivers Trophy
 spring shows, 19-2
 Shrub certificate, 12-4
 Shrubs, 12-1
 awards, 12-3
 balance and proportion, 12-3
 Buck district trophy, 19-7
 color, 12-2
 form, 12-2
 judging, 12-2
 one-bloom-per-stem specimens, 12-3
 point scoring, 12-1
 size, 12-3
 stem and foliage, 12-3
 substance, 12-3
 Side buds, 4-2
 Size, 6-5
 average bloom, 5-2
 floribunda sprays, 8-3
 hybrid teas and grandifloras, 7-4
 miniatures, 10-2
 minifloras, 9-2
 Small garden class, 15-3
 Species, 13-1
 awards, 13-4
 form, 13-3
 Specimen
 defined, 14-1
 Sport
 definition, 22-5
 Spray residue
 not a foreign substance, 4-3
 Sprays
 defined, 8-1
 definition, 22-5
 floribunda, 8-1
 Stamens, 6-2
 blackened, 6-3
 Stem and foliage, 6-3
 five-leaflet leaves not required, 6-4
 floribunda sprays, 8-2
 hybrid teas and grandifloras, 7-4
 leafcutter bees, 6-3
 Stemler Award
 combined shows, 19-4
 spring shows, 19-1
 Stem-on-stem
 defined, 4-2, 22-5
 floribunda sprays, 8-1
 hybrid teas and grandifloras, 7-1
 multiple stem-on-stem, 7-1
 Substance, 6-3
 floribunda sprays, 8-2
 hybrid teas and grandifloras, 7-4
 loss of, 6-3
 Sweepstakes certificate, 15-4
 Swim Trophy
 combined shows, 19-3
 spring shows, 19-1
 Table of Contents, vii
 Tact and courtesy, 1-2
 Top Gun Award, 19-5
 Typical of the variety, 3-1
 Unlabeled entry, 4-5
 Verification team, 18-6

decisions final, 18-6
national challenge classes, 18-5
Victorian Rose Award, 13-5
Wedging materials, 4-6
Williams Trophy
combined shows, 19-4

fall shows, 19-3
spring shows, 19-2
Working with other judges, 1-2
Writing a good schedule, 17-1
You have to grow them to know them, 3-2